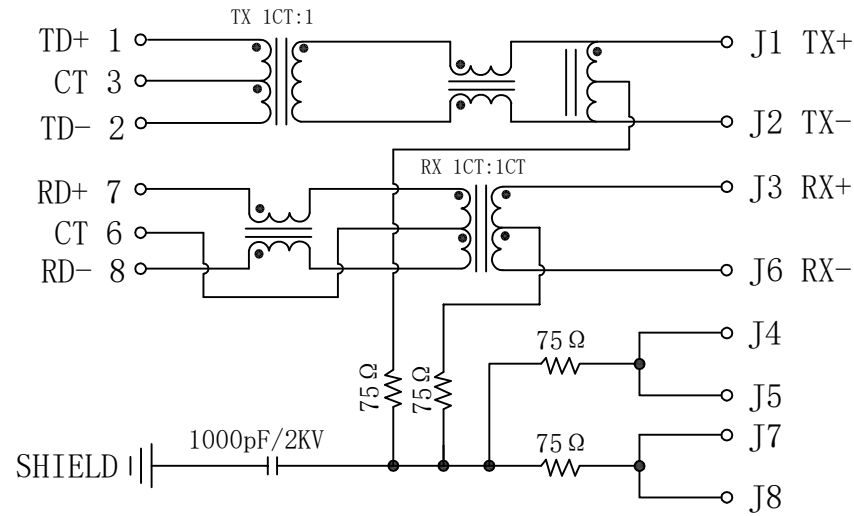


Schematic:

REV.	ECN NO.	DESCRIPTION	DATE	APPD
A	REL		2015-06-23	

PC BOARD CONNECTIONS



RJ45 CONNECTOR

Electrical Specifications @25°C

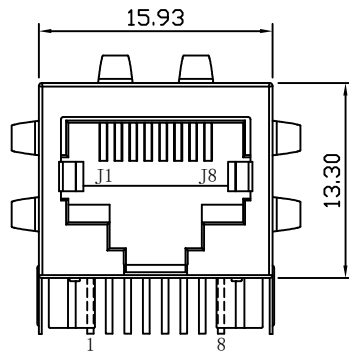
- Turns Ratio:
TX=1CT:1 RX=1CT:1CT
- Inductance: 350uH MIN
@100KHz, 100mVrms, 8 mA DC bias
- Insertion Loss:
1~65MHz:-1.0dB MAX
- Return Loss (dB MIN):
1~30MHz:-18 40MHz:-16
50MHz:-12 60MHz:-10
- Crosstalk (dB MIN):
30MHz:-40 60MHz:-35
100MHz:-30
- CMR: (dB MIN):
30MHz:-30 60MHz:-20
100MHz:-20
- Hipot: 1500Vrms
- Operating Temperature: 0°C~70°C.



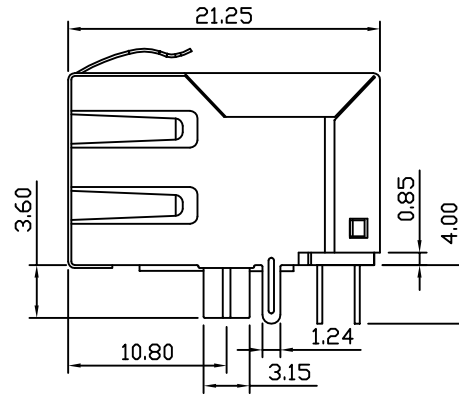
X:X	±0.30	APPD:	LINK-PP INT'L TECHNOLOGY CO., LIMITE
X:XX	±0.25	CHKD:	
X:XXX	±0.05	DR: TOM	TITLE: RJ45 Connector with 10/100 Base-T Integrated Magnetics
ANGLES	±1°	UNIT: mm	PART NO.: LPJ0025CNL
	SCALE: 2/1	SHEET: 1/2	REV: A DWG NO.: LP15062380

Mechanical:

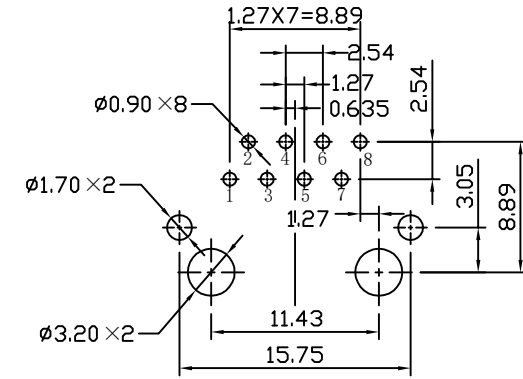
REV.	ECN NO.	DESCRIPTION	DATE	APPD
A	REL		2015-06-23	



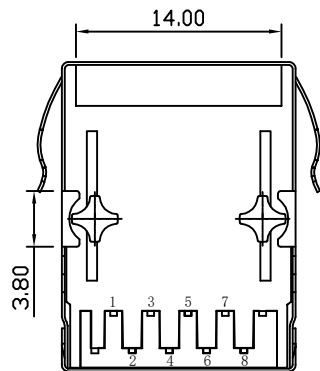
Front Side View




Left Side View



Suggested PCB Layout (Top View)



Bottom Side View



Top Side View

NOTES:

1. Designed to support application, such as SOHO (ADSL modems), LAN-on-Motherboard (LOM), hub and Switches.
2. Meets IEEE802.3 specification.
3. Connector Materials:
 Housing: Thermoplastic PBT+30%G. F UL94V-0
 Contact: Phosphor Bronze C5210R-EH Thickness=0.35mm
 Pins: Brass C2680R-H Thickness=0.35mm
 Shield: SUS 201-1/2H Thickness=0.2mm
 Contact plating: Gold 6 micro-inches min. In contact area
4. Wave solder tip temperature: 265°C Max, 5 Sec Max.

X:X ±0.30	APPD:	LINK-PP INT'L TECHNOLOGY CO., LIMITE
X:XX ±0.25	CHKD:	
X:XXX ±0.05	DR: TOM	TITLE: RJ45 Connector with 10/100 Base-T Integrated Magnetics
ANGLES ±1°	UNIT: mm	PART NO.: LPJ0025CNL
	SCALE: 2/1	SHEET: 2/2
	REV: A	DWG NO.: LP15062380