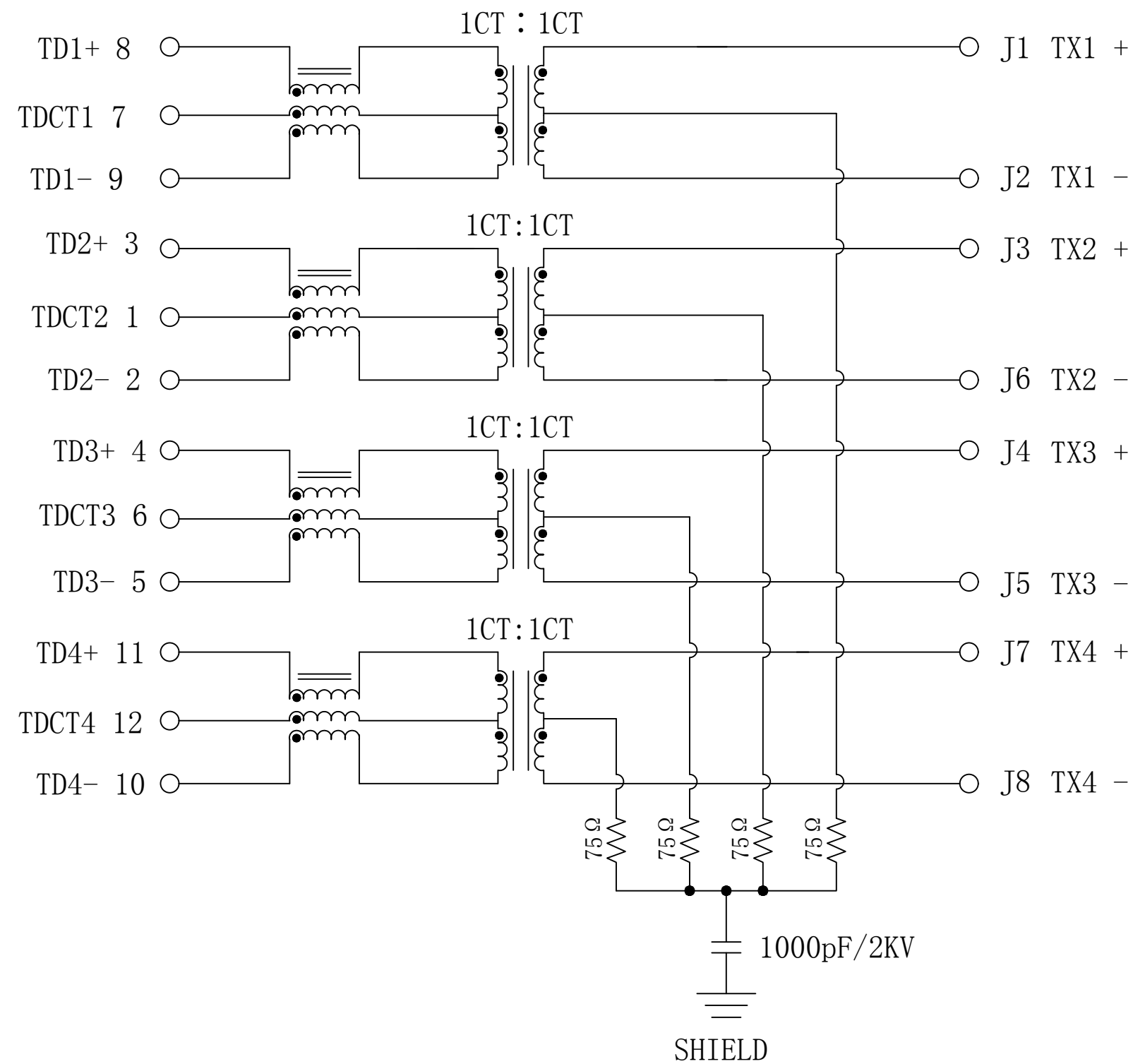


Schematic:

REV.	ECN NO.	DESCRIPTION	DATE	APPD
A6	REL		2023-03-19	


PCB CONNECTIONS



RJ45 CONNECTOR

ELECTRICAL SPECIFICATIONS @25°C

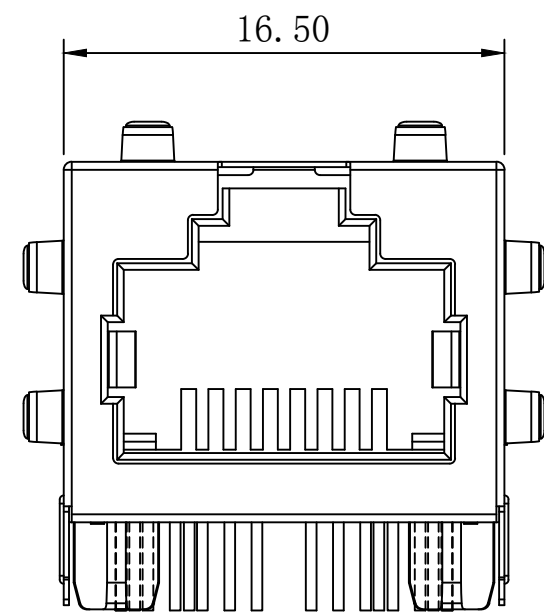
- Turn Ratio($\pm 2\%$):
Pri:Sec = 1CT:1CT
- Inductance OCL:
120uH Min @100KHz 0.1V 8mA
- Insertion Loss:
-1.5dB Max @1-250MHz
-3.0dB Max @250-500MHz
- Return Loss:
-18dB Min @1-40MHz
-14dB Min @40-100MHz
-11dB Min @100-250MHz
-8dB Min @250-500MHz
- Cross talk:
-30dB Min @1-100MHz
-20dB Min @100-500MHz
- Common Mode Rejection Ratio:
-28dB Min @1-100MHz
-22dB Min @100-250MHz
-20dB Min @250-500MHz
- Isolation PHY SIDE To Line SIDE : 1500Vrms
- Operating Temperature Range: 0°C to +70°C.



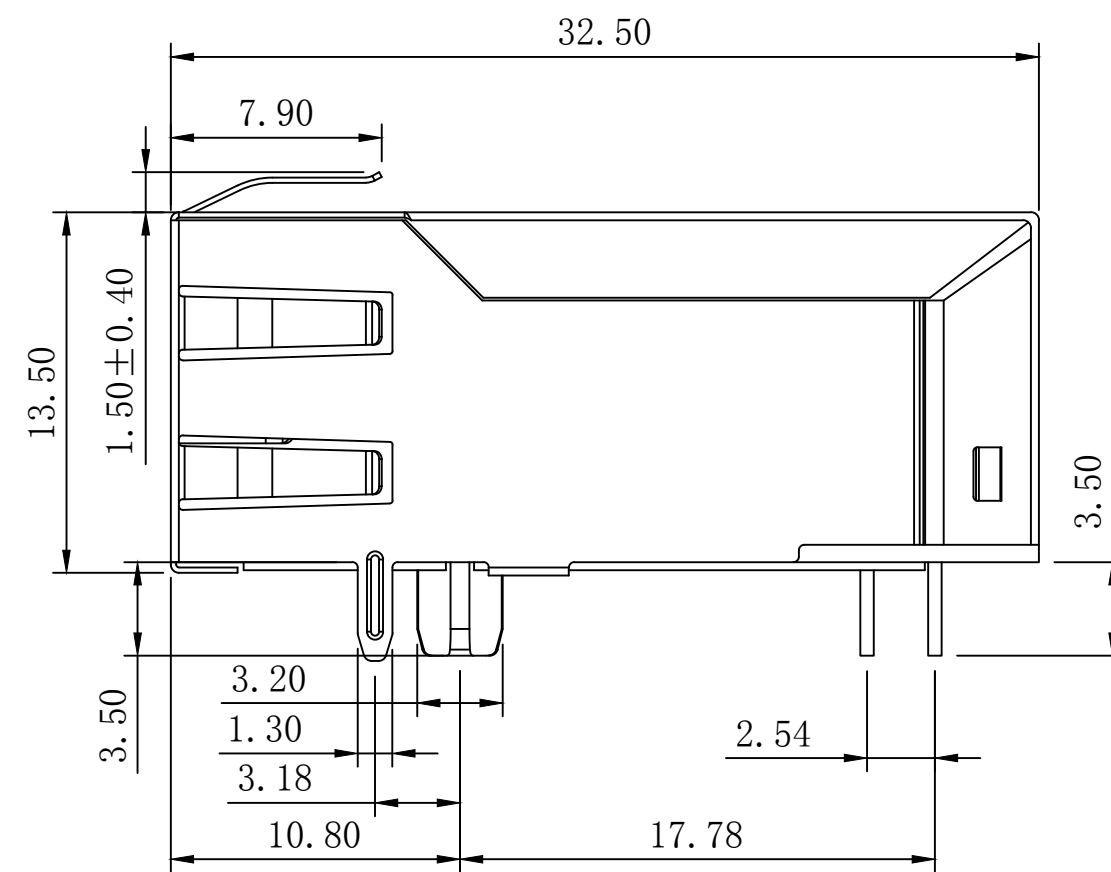
X:X	± 0.30	APPD:	TOM	LINK-PP INT'L TECHNOLOGY CO., LIMITED
X:XX	± 0.25	CHKD:	JAMES	
X:XXX	± 0.05	DR:	LEO	TITLE: RJ45 Connector with 10G Base-T Integrated Magnetics
ANGLES	$\pm 1^\circ$	UNIT:	mm	PART NO. : LPJM9561CNL
	SCALE: 2/1	SHEET: 1/2	REV: A6	DWG NO. : LP23031967

Mechanical :

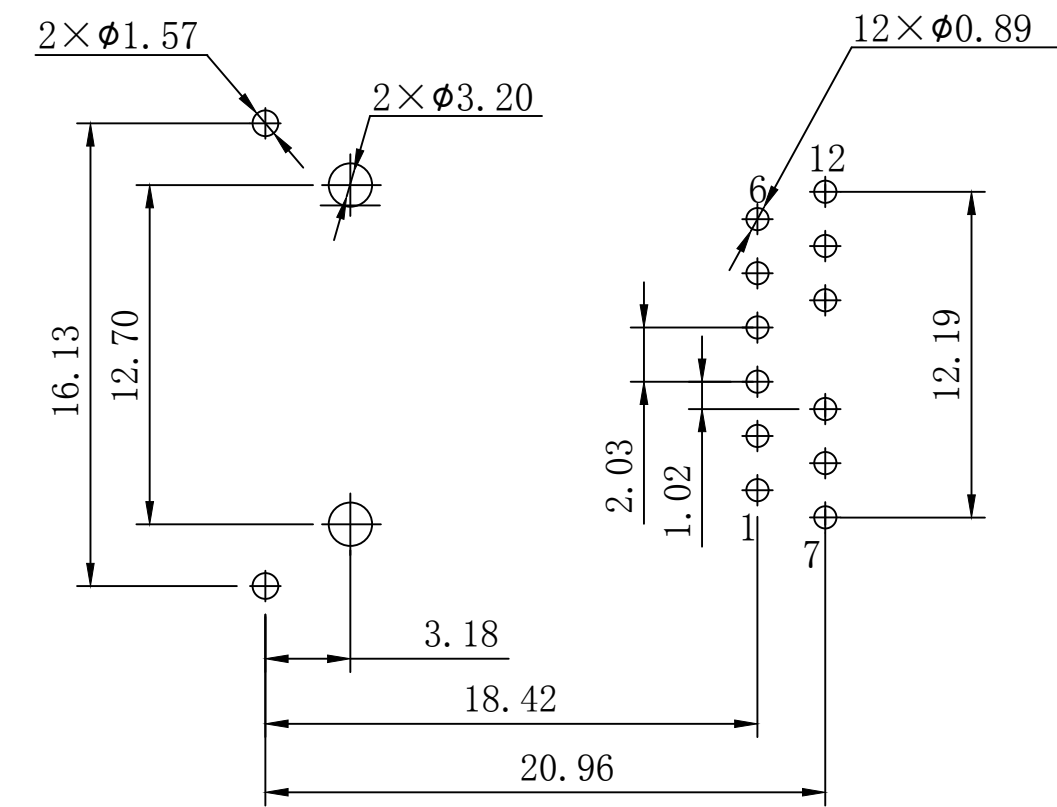
REV.	ECN NO.	DESCRIPTION	DATE	APPD
A6	REL		2023-03-19	



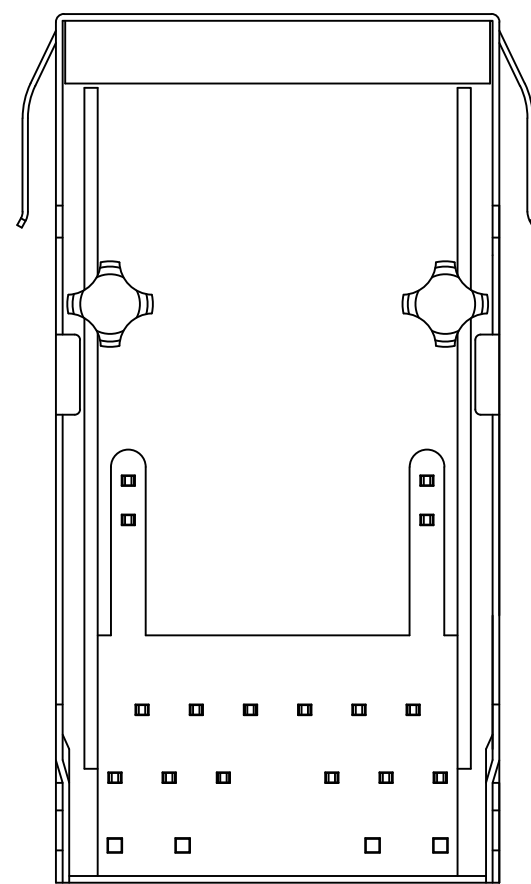
Front Side View



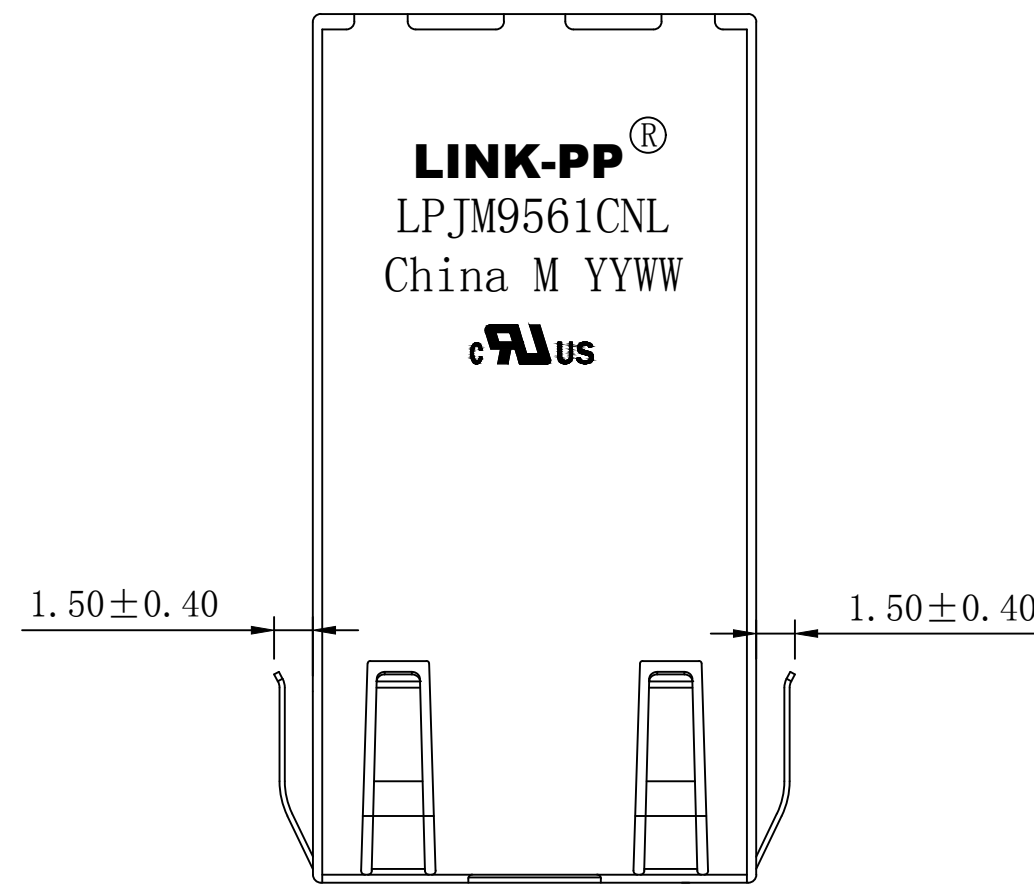
Left Side View



Suggested PCB Layout (Top View)



Bottom Side View



Top Side View



NOTES:

1. Designed to support application, such as SOHO (ADSL modems), LAN-on-Motherboard (LOM), hub and Switches.
2. Meets IEEE 802.3 specification with up to 140W
3. Connector Materials:
 Housing Material: Thermoplastic PBT+30%G.F UL94V-0
 Contact Material: Phosphor Bronze C5210R-EH Thickness=0.35mm
 Pins: Brass C2680R-H Thickness=0.35mm
 Shield: SUS 304 1/2EH Thickness=0.2mm
 Contact plating: Gold 6 micro-inches min. In contact area.
4. Wave solder tip temperature: 250°C, 5 Sec.
5. UL Certification: File Number E484635.

X:X ±0.30	APPD: TOM	LINK-PP INT'L TECHNOLOGY CO., LIMITED
X:XX ±0.25	CHKD: JAMES	
X:XXX ±0.05	DR: LEO	TITLE: RJ45 Connector with 10G Base-T Integrated Magnetics
ANGLES ±1°	UNIT: mm	PART NO.: LPJM9561CNL
	SCALE: 2/1	SHEET: 2/2
	REV: A6	DWG NO.: LP23031967