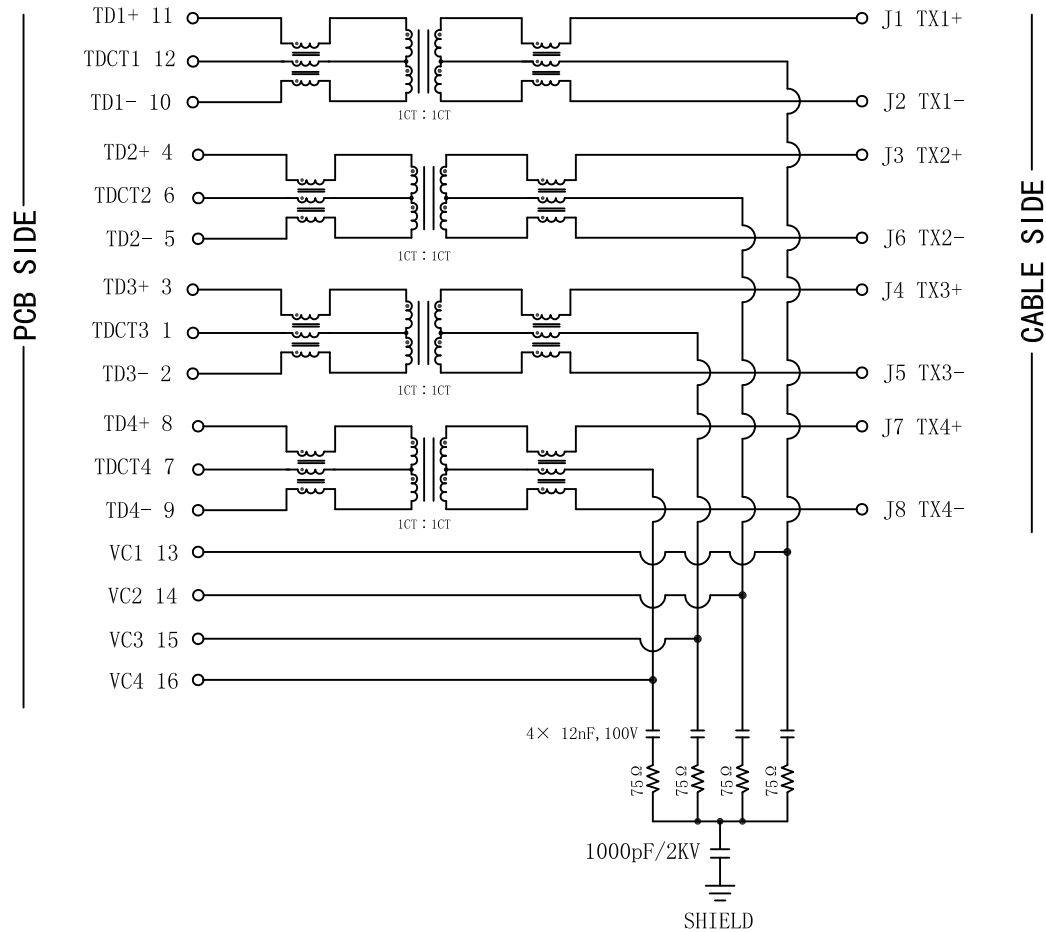


Schematic :

REV.	ECN NO.	DESCRIPTION	DATE	APPD
A	REL		2012/10/16	



Electrical Specifications @25°C

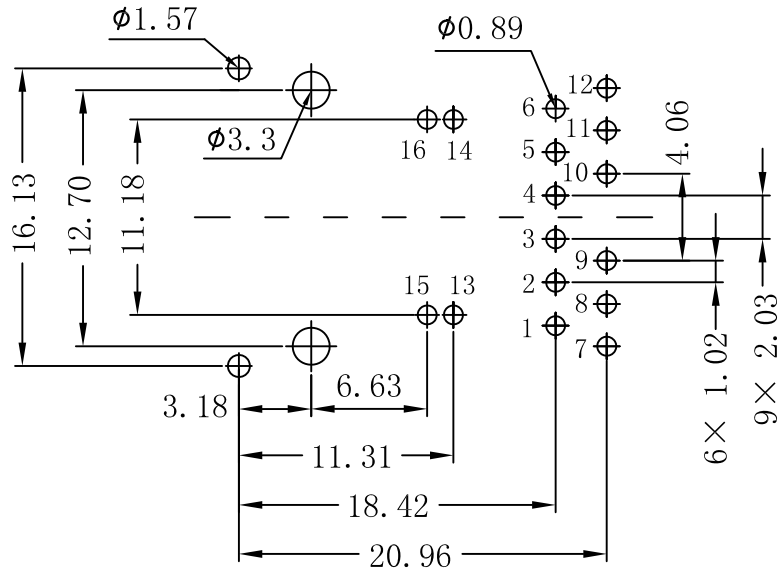
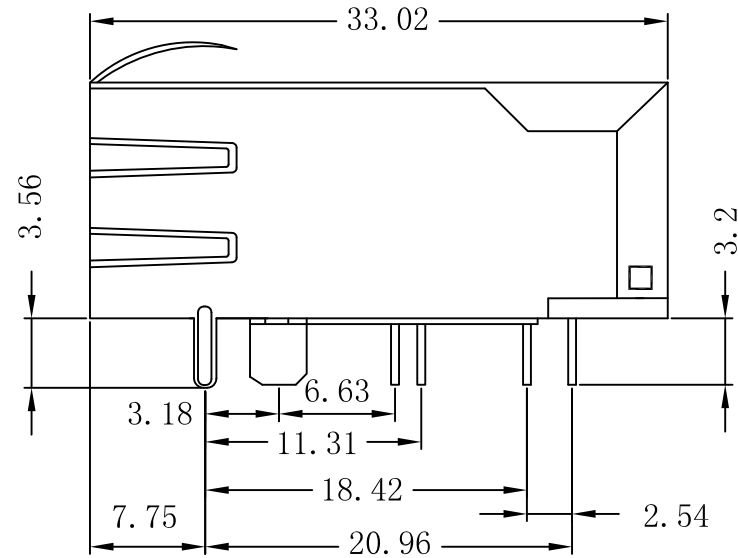
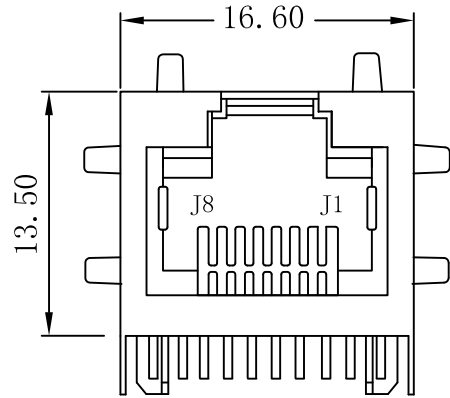
1. OCL: 350uH min
@100KHz, 100mV, 18mA DC BIAS
2. Turns Ratio: 1CT : 1CT
3. Insertion Loss:
1~100MHz: -1.0dB max
4. Return Loss(dB min):
1~30MHz: -18; 30~45MHz: -16;
45~60MHz: -14; 60~80MHz: -12;
80~100MHz: -10.
5. Crosstalk:
1~100MHz: -30dB typ;
6. CMR(dB min):
1~100MHz: -35;
100~500MHz: -25.
7. Hipot: 1500Vrms @60Hz
8. Designed to handle 600mADC and meet 802.3at.
9. Operating Temperature: 0°C ~ +70°C.



X:X	±0.20	APPD:	LINK-PP INT'L TECHNOLOGY CO., LIMITED	
X:XX	±0.10	CHKD:	TITLE: RJ45 Connector with 1000 Base-TX Integrated Magnetic & PoE+	
X:XXX	±0.05	DR: TOM	PART NO.: LPJK2069CNL	
ANGLES	±1°	UNIT: mm		
	SCALE: 2/1	SHEET: 1/2	REV: A	DWG NO.: LP12101601

Mechanical :

REV.	ECN NO.	DESCRIPTION	DATE	APPD
A	REL		2012/10/16	



SUGGESTED PCB LAYOUT(TOP VIEW)

NOTES:

1. Designed to support application, such as SOHO (ADSL modems), LAN-on-Motherboard (LOM), hub and Switches.
2. Meets IEEE 802.3 specification
3. Connector Materials:
Housing: Thermoplastic UL94V-0
Contact/Shield: Copper alloy
Shield plating: Nickel
Contact plating: Gold 6 micro-inches min. In contact area.
4. Wave solder tip temperature: 265°C Max
Wave solder tip temperature time: 5 Sec Max



X:X	±0.20	APPD:	LINK-PP INT'L TECHNOLOGY CO., LIMITED	
X:XX	±0.10	CHKD:	TITLE: RJ45 Connector with 1000 Base-TX Integrated Magnetic & PoE+	
X:XXX	±0.05	DR: TOM	PART NO. : LPJK2069CNL	
ANGLES	±1°	UNIT: mm		
	SCALE: 2/1	SHEET: 2/2	REV: A	DWG NO. : LP12101601