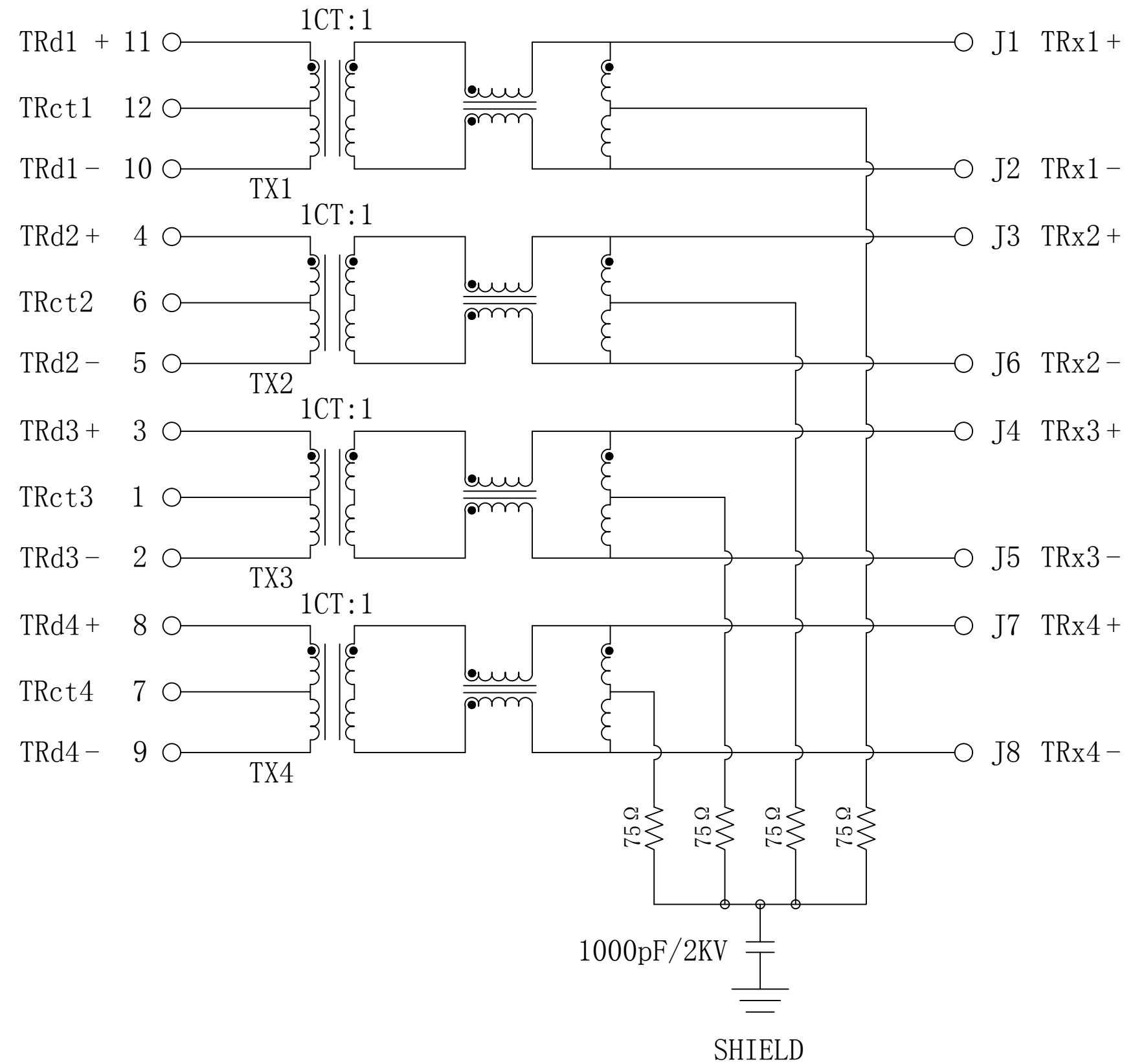


Schematic:

REV.	ECN NO.	DESCRIPTION	DATE	APPD
A6	REL		2023-03-17	

PCB SIDE

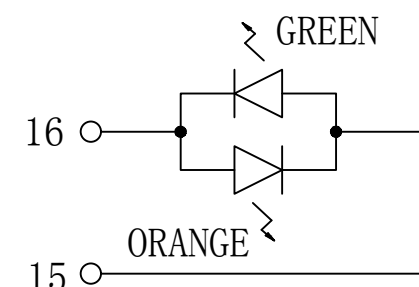


CABLE SIDE

Electrical Specifications @25°C

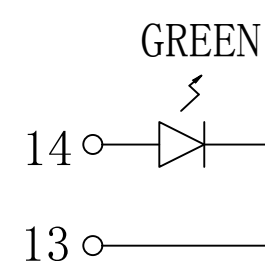
- Turns Ratio($\pm 2\%$):
TX=1CT : 1 RX=1CT : 1
- OCL:350uH min
@100KHz/0.1Vrms 8mA DC BIAS
- Insertion Loss:
1-100MHz:-1.0dB max
- Return Loss(dB min):
1-10MHz:-20 30MHz:-16
60-80MHz:-12 80-100MHz:-10
- Crosstalk(dB min):
1-10MHz:-40 32-65MHz:-35
65-100MHz:-30
- CMR(dB min):
1-100MHz:-30
- Isolation PHY SIDE To Line SIDE : 1500Vrms
- Operating Temperature: 0°C~70°C.

Emitting Color	λ_p (nm)	V _F @I _F =20mA	I _R @V _R =5V
GREEN	565	1.8~2.6V	10 μ A max
YELLOW	585	1.8~2.6V	10 μ A max




LEFT LED

LED POLARITY		COLOR
PIN 16	PIN 15	
+	-	ORANGE
-	+	GREEN



RIGHT LED

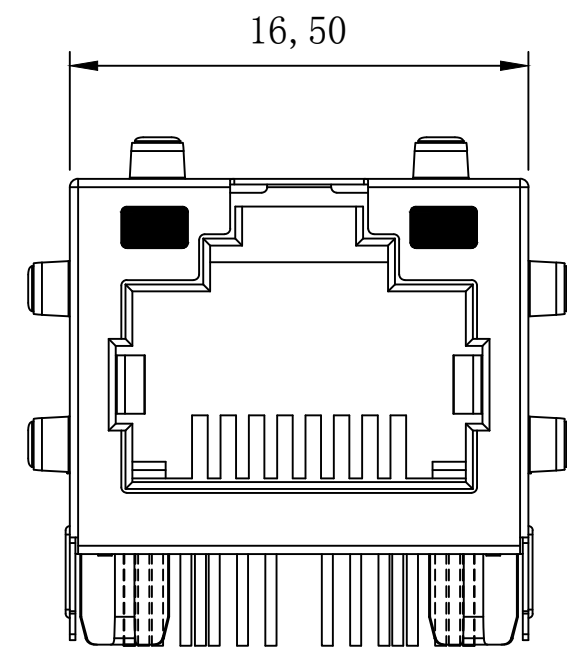
LED POLARITY		COLOR
PIN 14	PIN 13	
+	-	GREEN



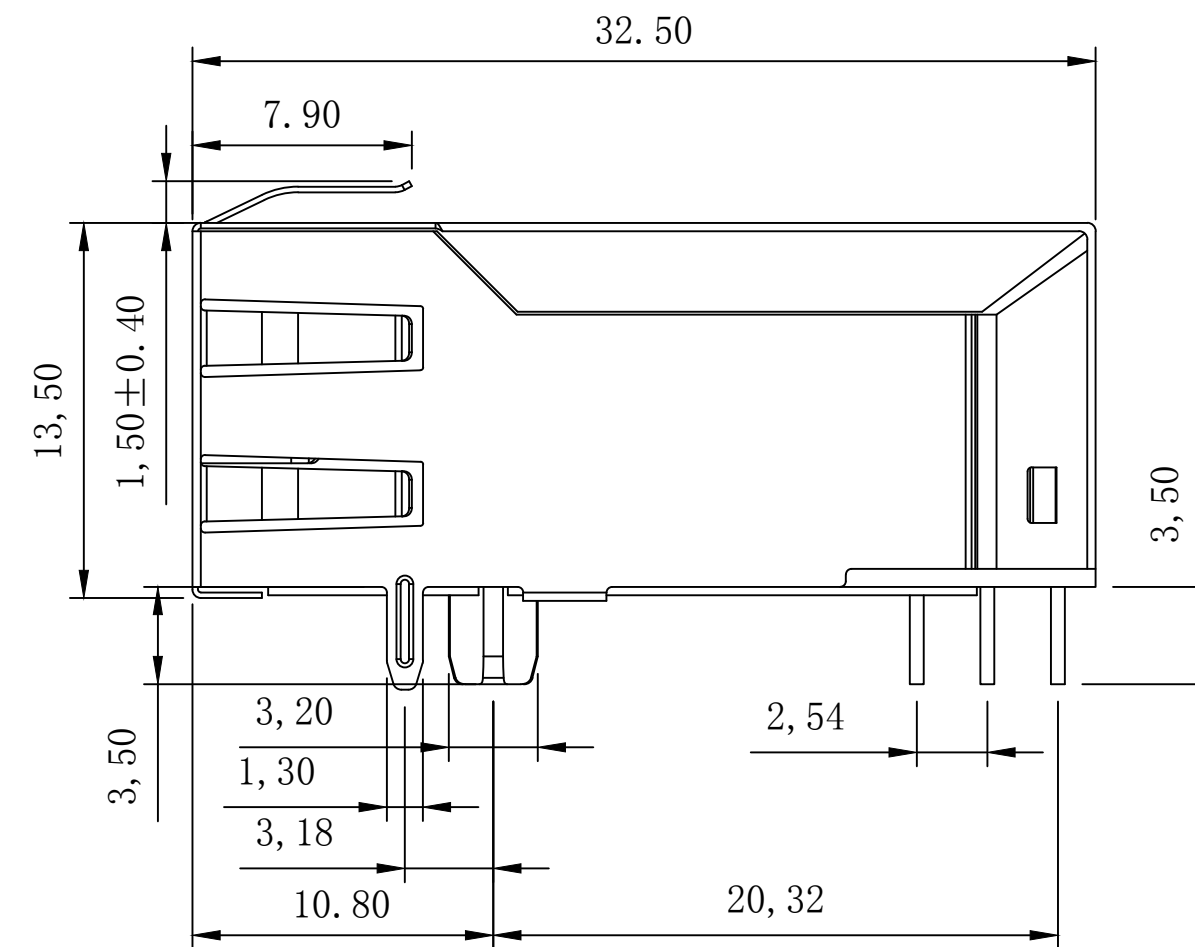
X:X	± 0.30	APPD: TOM	LINK-PP INT'L TECHNOLOGY CO., LIMITED
X:XX	± 0.25	CHKD: JAMES	
X:XXX	± 0.05	DR: LEO	
ANGLES $\pm 1^\circ$		UNIT: mm	TITLE: RJ45 Connector with 1000 Base-T Integrated Magnetic
		PART NO.:	LPJK0071AYNL
	SCALE: 2/1	SHEET: 1/2	REV: A6
		DWG NO.:	LP23031735

Mechanical :

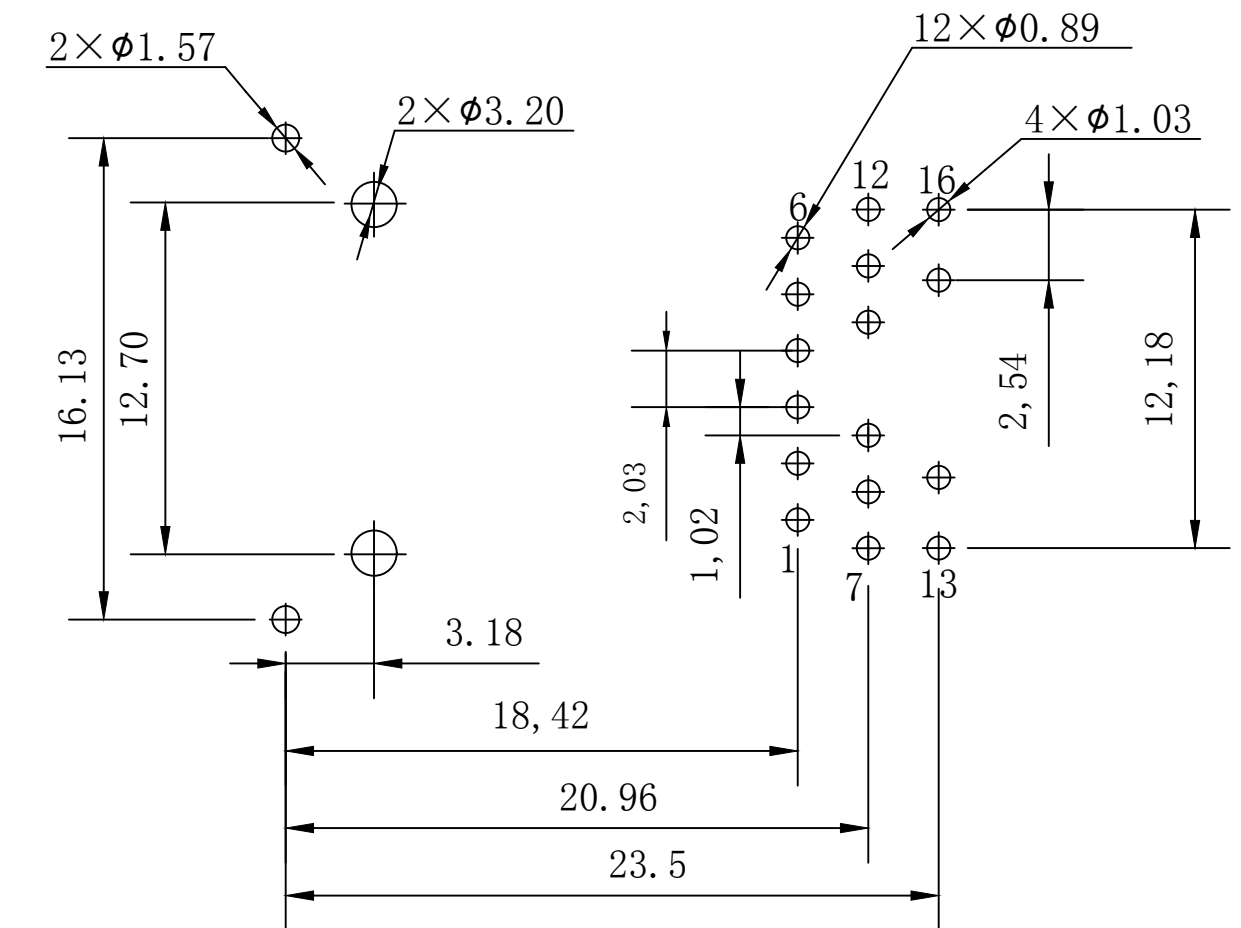
REV.	ECN NO.	DESCRIPTION	DATE	APPD
A6	REL		2023-03-17	



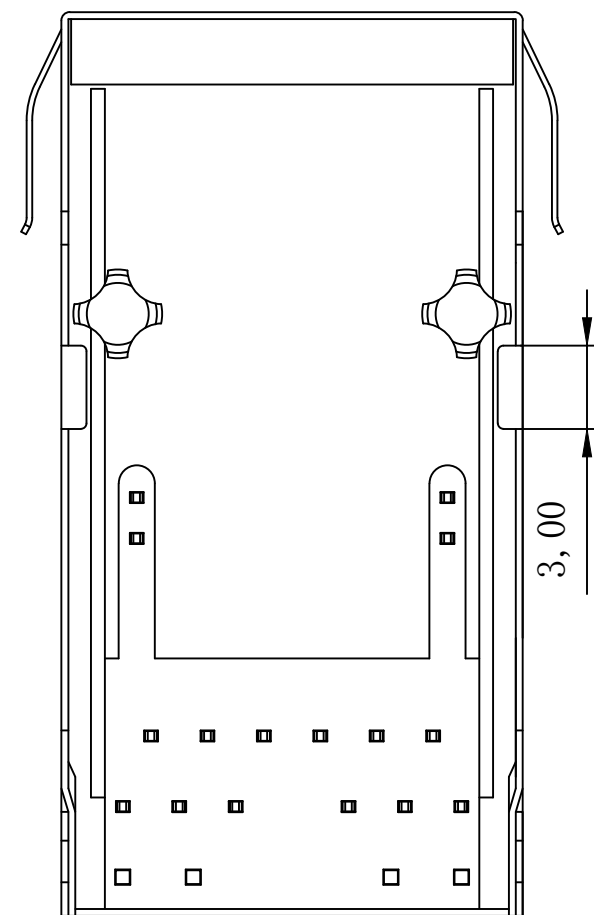
Front Side View



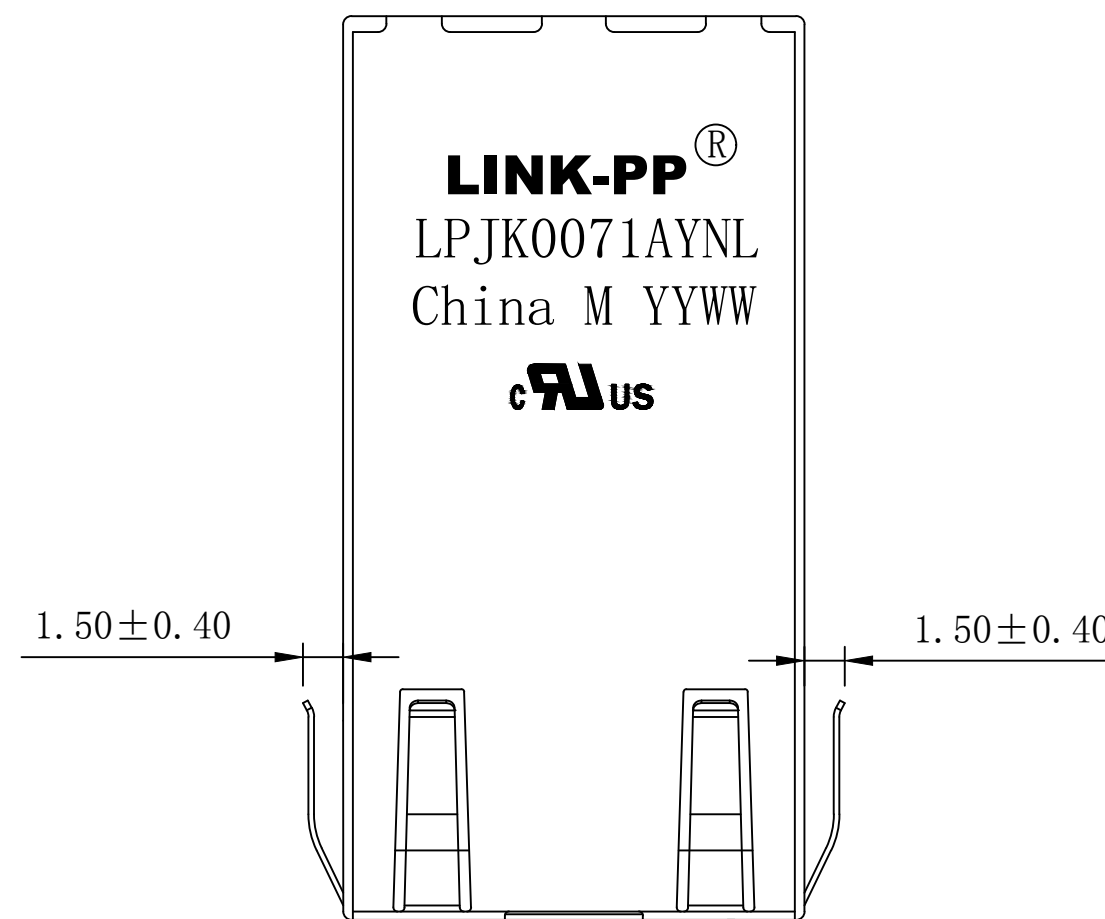
Left Side View



Suggested PCB Layout (Top View)



Bottom Side View



Top Side View



NOTES:

1. Designed to support application, such as SOHO (ADSL modems), LAN-on-Motherboard (LOM), hub and Switches.
2. Meets IEEE 802.3 specification
3. Connector Materials:
 Housing Material: Thermoplastic PBT+30%G. F UL94V-0
 Contact Material: Phosphor Bronze C5210R-EH Thickness=0.35mm
 Pins: Brass C2680R-H Thickness=0.35mm
 Shield: SUS 304 1/2EH Thickness=0.2mm
 Contact plating: Gold 6 micro-inches min. In contact area.
4. Wave solder tip temperature: 250°C, 5 Sec.
5. UL Certification: File Number E484635.

X:X ±0.30	APPD: TOM	LINK-PP INT'L TECHNOLOGY CO., LIMITED
X:XX ±0.25	CHKD: JAMES	
X:XXX ±0.05	DR: LEO	
ANGLES ±1°	UNIT: mm	TITLE: RRJ45 Connector with 1000 Base-T Integrated Magnetic
		PART NO.: LPJK0071AYNL
	SCALE: 2/1	SHEET: 2/2
	REV: A6	DWG NO.: LP23031735