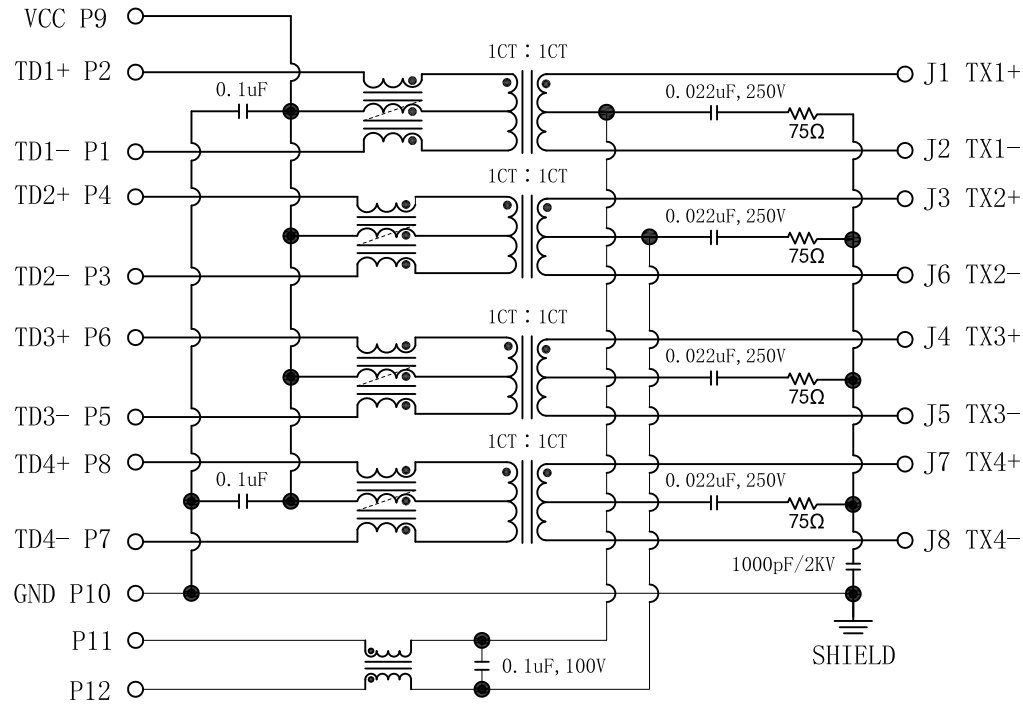


Schematic:

REV.	ECN NO.	DESCRIPTION	DATE	APPD
B	REL		2013/08/05	

PC BOARD CONNECTIONS



RJ45 CONNECTOR

Electrical Specification @25°C

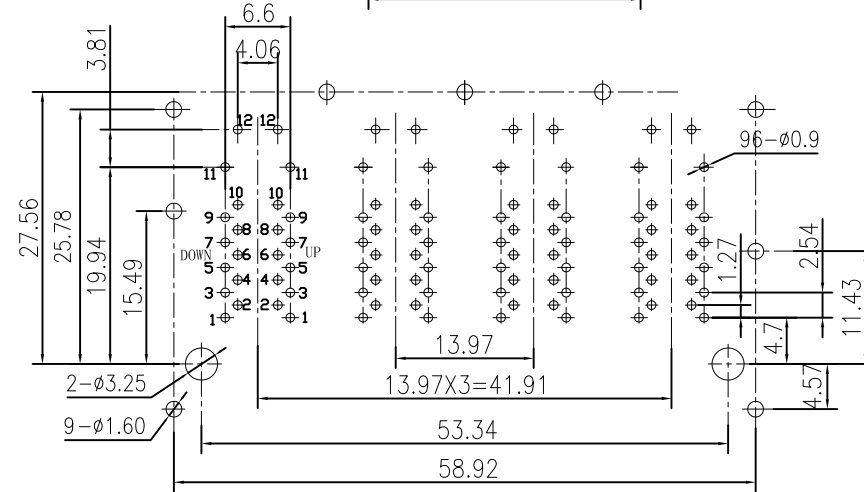
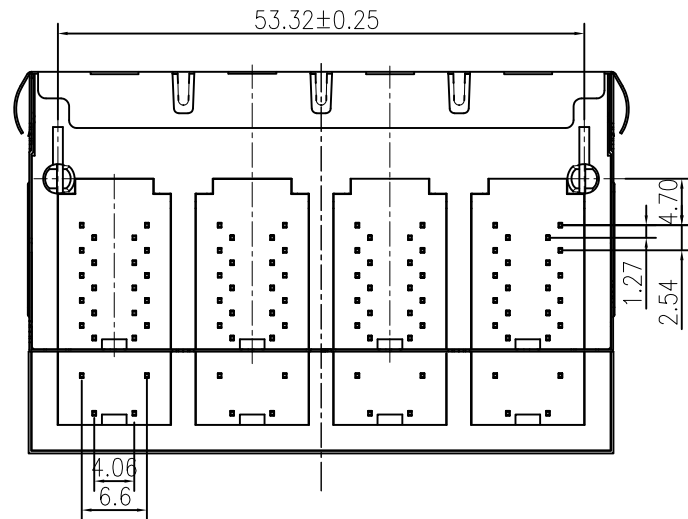
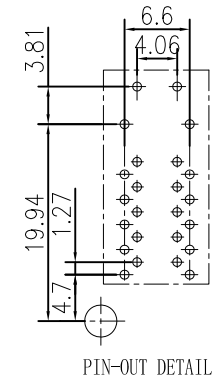
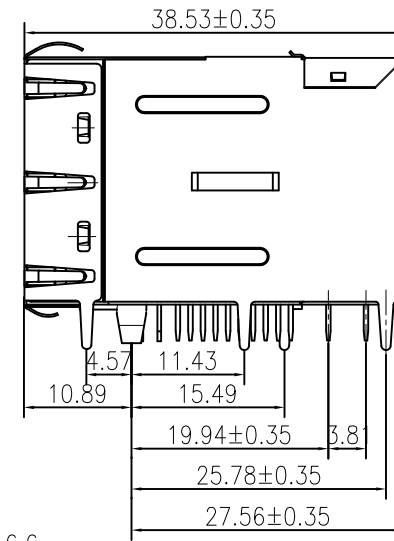
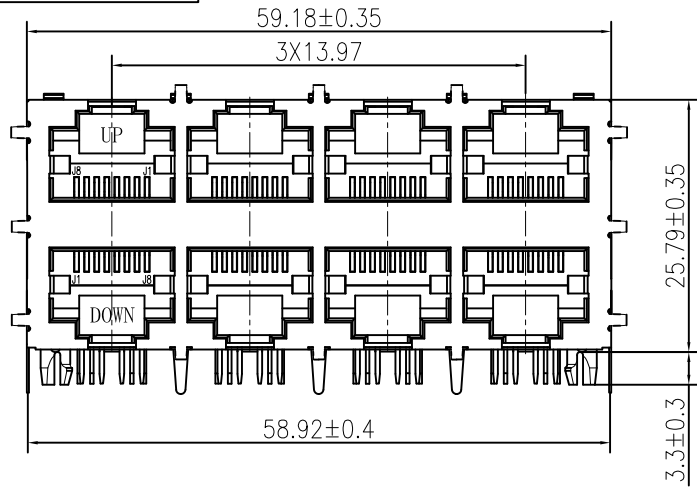
- Turns Ratio ($\pm 2\%$):
Pri : Sec = 1CT : 1CT
- Inductance: 350uH Min
@0.1V, 0.1MHz, 18.3mA DC Bias
- Insertion Loss:
1-100MHz: -1.4dB TYP
- Return Loss (dB TYP. @100 $\Omega \pm 15 \Omega$):
1-40MHz: -18 60MHz: -14
100MHz: -10
- Crosstalk (dB Typ):
1-10MHz: -50 30-60MHz: -41
60-100MHz: -31
- Common Mode Rejection (dB Typ):
1-10MHz: -50 10-150MHz: -30
- Hipot: 2250Vdc MIN
- Operating Temperature: -40°C ~ +85°C.



X:X	± 0.30	APPD:	LINK-PP INT'L TECHNOLOGY CO., LIMITED
X:XX	± 0.25	CHKD:	
X:XXX	± 0.05	DR: TOM	TITLE: RJ45 .Transformer.1000 Base-T. 2x4 Port For PoE+ Application
ANGLES	$\pm 1^\circ$	UNIT: mm	PART NO. : LPJG47011CNL
	SCALE: 2/1	SHEET: 2/2	REV: B DWG NO. : LP13080517

Mechanical :

REV.	ECN NO.	DESCRIPTION	DATE	APPD
B	REL		2011/08/02	



NOTES:

1. Designed to support application, such as SOHO (ADSL modems), LAN-on-Motherboard (LOM), hub and Switches.
2. Meets IEEE 802.3at specification
3. PoE rating: 30W, 600mA, 48V (For PoE+ Products only)
4. Connector Materials:
Housing: Thermoplastic UL94V-0
Contact/Shield: Copper alloy
Shield plating: Nickel
Contact plating: Gold 6 micro-inches min. In contact area.
5. Wave solder tip temperature: 265°C Max, 5 Sec.
6. UL Certification: File Number E484635.

SUGGESTED PCB LAYOUT (TOP VIEW)

X:X	±0.30	APPD:	LINK-PP INT'L TECHNOLOGY CO., LIMITED
X:XX	±0.25	CHKD:	
X:XXX	±0.05	DR: TOM	TITLE: RJ45 . Transformer. 1000 Base-T. 2×4 Port For PoE+ Application
ANGLES	±1°	UNIT: mm	PART NO. : LPJG47011CNL
	SCALE: 2/1	SHEET: 2/2	REV: B DWG NO. : LP13080517