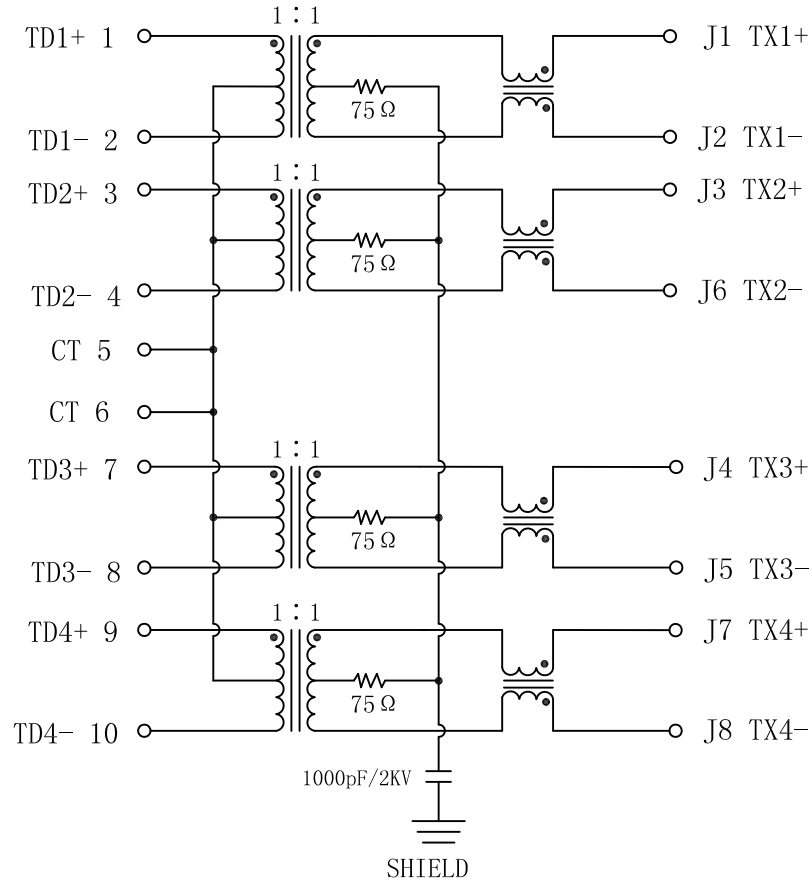
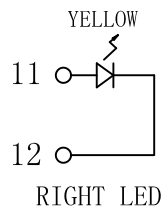
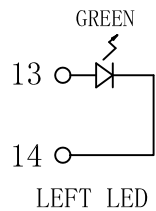


Schematic:

PCB CONNECTIONS



RJ45 CONNECTOR



REV.	ECN NO.	DESCRIPTION	DATE	APPD
A	REL		2011/02/11	

Electrical Specifications @ 25°C

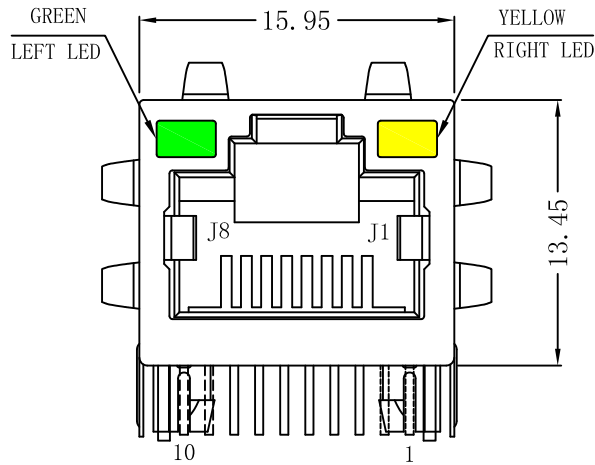
- Turns Ratio ($\pm 2\%$):
1CT : 1CT
- INDUCTANCE (@100KHz, 100mV, 8mA DC BIAS):
J1-J2; J3-J6; J4-J5; J7-J8: 350uH Min
- Insertion Loss:
1~100MHz: -1.0dB Max
- Return Loss (dB Min. load 100Ω):
1~30MHz: -18 30~60MHz: -16
60~80MHz: -12 80~100MHz: -10
- Crosstalk (dB Min):
1~100MHz: -25
- Common Mode Rejection (dB Min):
1~100MHz: -30
- Isolation Voltage: 1500Vrms
- Operating Temperature Range: 0°C ~ 70°C.

Emitting Color	λ p(nm)	V _F @I _F =20mA	I _R @V _R =5V
GREEN	565	1.8~2.6V	10 μA max
YELLOW	585	1.8~2.6V	10 μA max

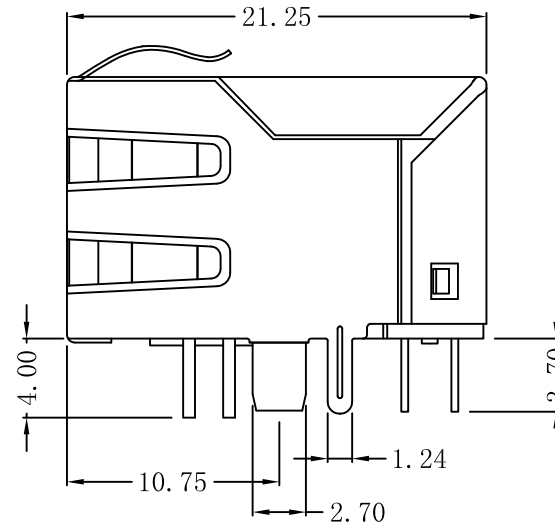
X:X	± 0.30	APPD:	LINK-PP INT'L TECHNOLOGY CO., LIMITED	
X:XX	± 0.25	CHKD:	TITLE: RJ45 Connector With 1000 Base-TX Integrated Magnetic	
X:XXX	± 0.05	DR: TOM	PART NO.: LPJG16302AENL	
ANGLES	$\pm 1^\circ$	UNIT: mm		
	SCALE: 2/1	SHEET: 1/2	REV: A	DWG NO.: LP11021128

Mechanical:

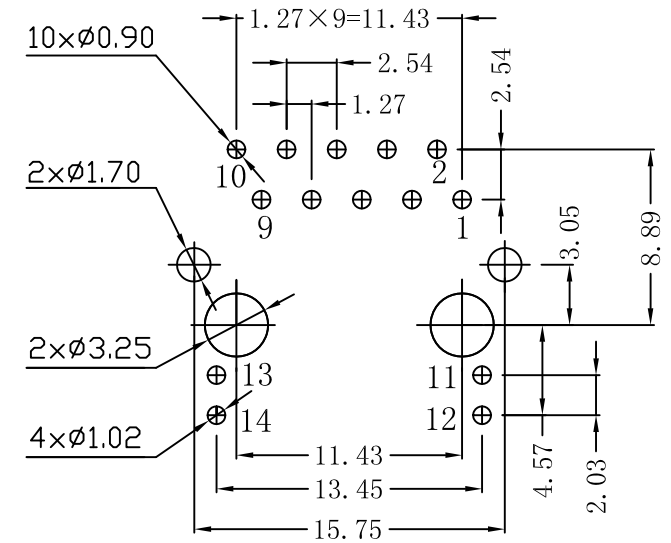
REV.	ECN NO.	DESCRIPTION	DATE	APPD
A	REL		2011/02/11	



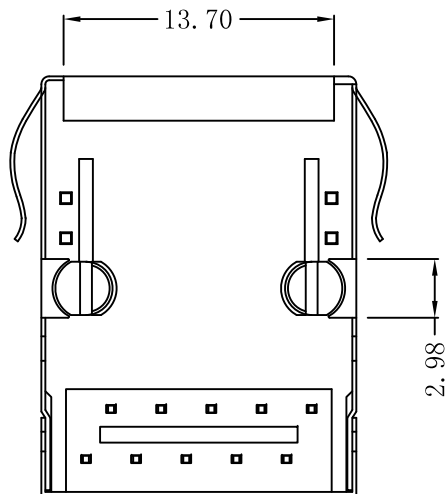
Front Side View




Left Side View



Suggested PCB Layout (Top View)



Bottom Side View



Top Side View

NOTES:

1. Designed to support application, such as SOHO (ADSL modems), LAN-on-Motherboard (LOM), hub and Switches.
2. Meets IEEE 802.3 specification
3. Connector Materials:
Housing: Thermoplastic PBT+30%G.F UL94V-0
Contact: Phosphor Bronze C5210R-EH Thickness=0.35mm
Pins: Brass C2680R-H Thickness=0.35mm
Shield: SUS 201-1/2H Thickness=0.2mm
Contact plating: Gold 6 micro-inches min. In contact area.
4. Wave solder tip temperature: 265°C Max, 5 Sec Max.

X:X	±0.30	APPD:	LINK-PP INT'L TECHNOLOGY CO., LIMITED	
X:XX	±0.25	CHKD:	TITLE: RJ45 Connector With 1000 Base-TX Integrated Magnetic	
X:XXX	±0.05	DR: TOM	PART NO.: LPJG16302AENL	
ANGLES	±1°	UNIT: mm		
	SCALE: 2/1	SHEET: 2/2	REV: A	DWG NO.: LP11021128