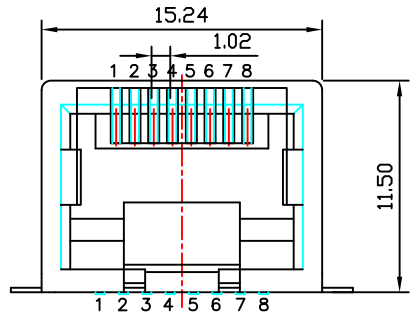
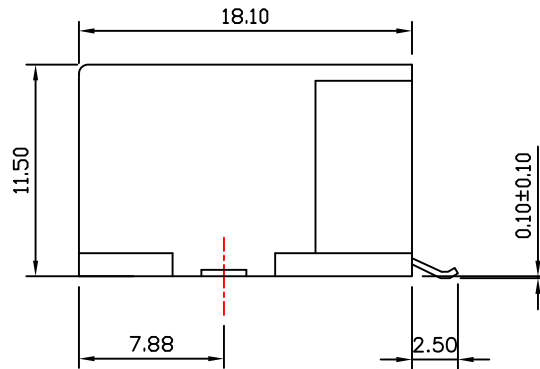


Mechanical:

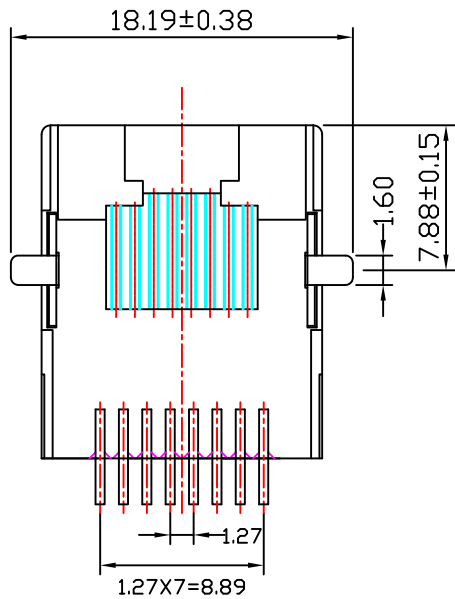
REV.	ECN NO.	DESCRIPTION	DATE	APPD
A	REL		2017/03/31	



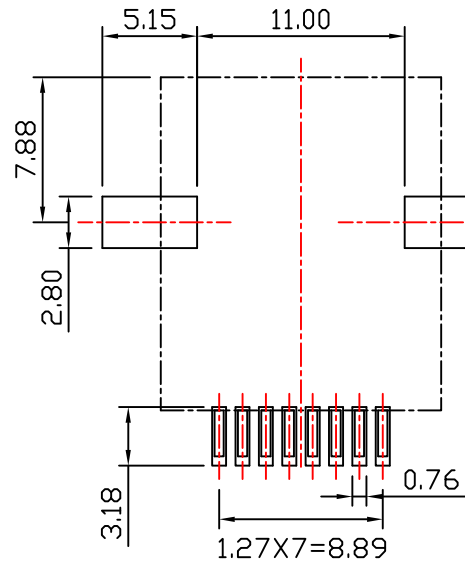
FRONT VIEW



SIDE VIEW



BOTTOM VIEW



PCB LAYOUT/TOP VIEW

- NOTES:
- MACHANICALS:
- 1. PLASTIC HOUSING :HIGH TEMP. THERMOPLASTIC
FLAMMABILITY RATING UL94V-0.
 - 2. CONTACTS :PHOSPHOR BRONZE.
 - 3. PLATING :GOLD PLATING OVER NICKEL IN CONTACT.
TIN PLATING OVER NICKEL IN SOLDER AREA.
 - 4. SOLDER PADER :BRASS PLATING NICKEL ALLOY.
 - 5. OPERATING LIFE :750 CYCLES MIN
- ELECTRICAL:
- 1. VOLTAGE RATING :125VAC RMS.
 - 2. CURRENT RATING :1.5AMP.
 - 3. CONTACT RESISTANCE :40 MILLIOHMS MAX.
 - 4. INSULATION RESISTANCE :1000MEGOHMS MIN @500V DC.
 - 5. DIELECTRIC STRENGTH :1000VAC 60Hz, 1Min.
- ENVIRONMENTAL:
- 1. STORAGE :-40°C ~+85°C.
 - 2. OPERATION :-40°C ~+85°C.
 - 3. IR Reflow Soldering Temperature: 255°C TO 265°C (5~10Seconds)
 - MATES WITH MODULAR PLUG CONFORMING TO FCC PART 68, SUBPART F.
 - 4. UL Certification : File Number E484635.



X:X ±0.30	APPD:	LINK-PP INT'L TECHNOLOGY CO., LIMITED		
X:XX ±0.25	CHKD:	TITLE: RJ45 8P8C SMT JACK		
X:XXX ±0.10	DR: TOM	PART NO.: LPJE918NNL		
ANGLES ±1°	UNIT: mm	DWG NO.: LP17033110		
	SCALE: 2/1	SHEET: 1/1	REV: A	