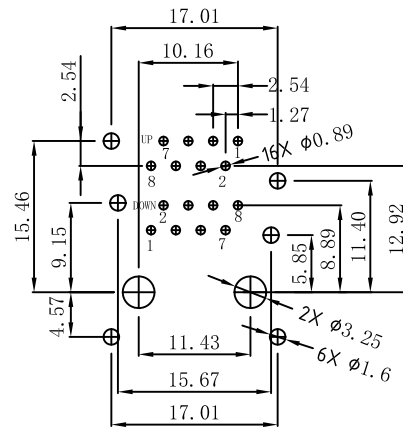
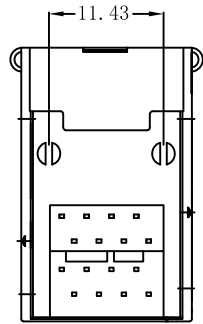
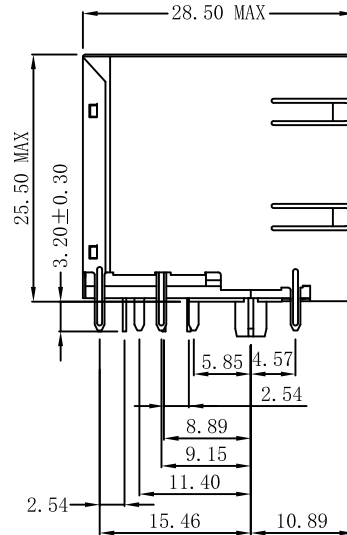
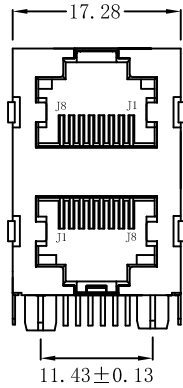


Mechanical :

| REV. | ECN NO. | DESCRIPTION | DATE | APPD |
|------|---------|-------------|------------|------|
| A | REL | | 2011/07/15 | |



SUGGESTED PCB LAYOUT (TOP VIEW)

SPECIFICATION:

1. Electrical Char.

Insulation Resistance: 500M-Ohm Min.

Contact Resistance: 20milli-Ohm Max.

Rating Current: 1.5A Max.

Rating Voltage: 120V AC.

Dielectric Voltage: 1000 Vrms 60 Sec Min.

2. Physical char.

Housing: PBT Glass Filled (UL 94V-0)

Color: Black Color

Spring Wire: 0.35mm Thickness Phosphor Bronze
Gold Plating Over Nickel.

Temperature Range: -40°C/+85°C

Durability: 600 Mating cycles Min.



| | | | | |
|--------|------------|------------|---------------------------------------|---------------------|
| X:X | ±0.25 | APPD: | LINK-PP INT'L TECHNOLOGY CO., LIMITED | |
| X:XX | ±0.20 | CHKD: | TITLE: DOUBLE DECK GANG PCB JACK 2×1 | |
| X:XXX | ±0.05 | DR: TOM | PART NO.: LPJE17208CNL | |
| ANGLES | ±1° | UNIT: mm | | |
| | SCALE: 2/1 | SHEET: 1/1 | REV: A | DWG NO.: LP11071509 |