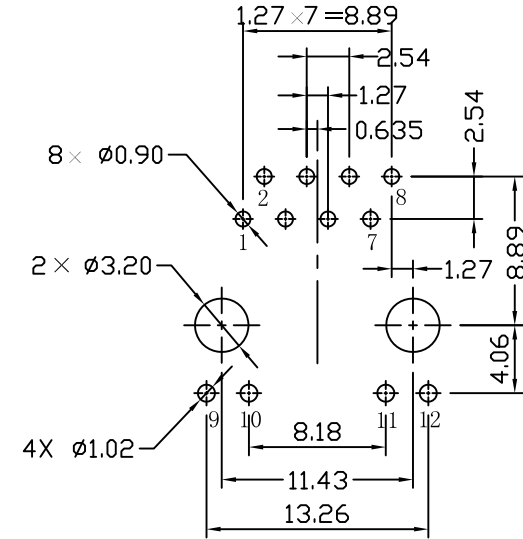
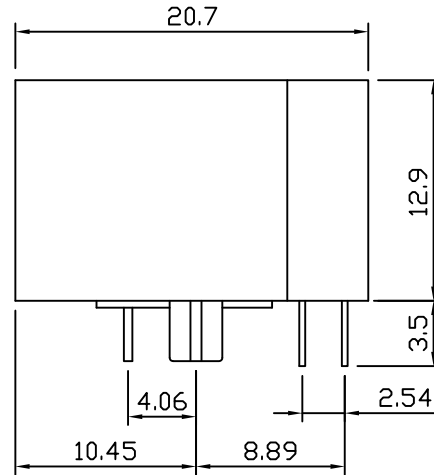
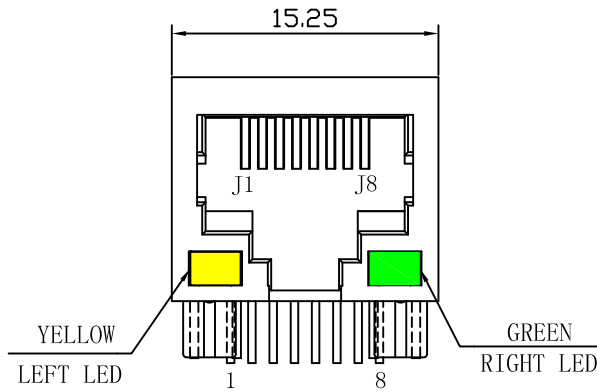
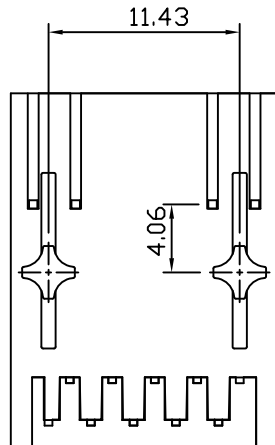


Mechanical:

REV.	ECN NO.	DESCRIPTION	DATE	APPD
A	REL		24/10/2009	



SUGGESTED PCB LAYOUT(TOP VIEW)

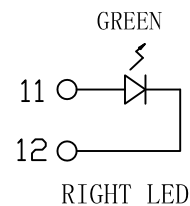
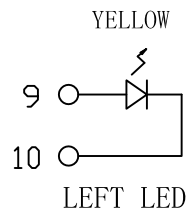


PCB JACK Electrical:

1. Voltage Rating: 125VAC RMS
2. Current Rating: 1.5AMP
3. Contact Resistance: 30 Miuiohms Max
4. Insulation Resistance: 500 Megohms Min@500VDC.
5. Dielectric Strength: 1000VAC RMS 50Hz 1Min.
6. Operating: 750 Cycles Min.
7. Plating Gold Thickness:
Gold Flash/1.5"/3u"/6u"/15u"/30u"/50u"
8. Wave solder tip temperature: 265°C Max
Wave solder tip temperature time: 5 Sec Max.

Environmental:

1. Storage: -40°C ~ +85°C.
2. Operation: -40°C ~ +85°C.



X:X	±0.25	APPD:	LINK-PP INT'L TECHNOLOGY CO., LIMITED	
X:XX	±0.20	CHKD:	TITLE: RJ45 1×1 CONNECTOR	
X:XXX	±0.05	DR: TOM	PART NO.: LPJE160NDNL	
ANGLES	±1°	UNIT: mm	DWG NO.: LP09102420	
	SCALE: 2/1	SHEET: 1/1	REV: A	