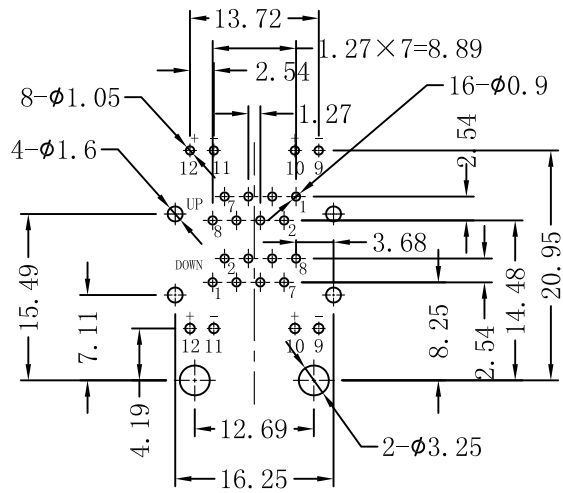
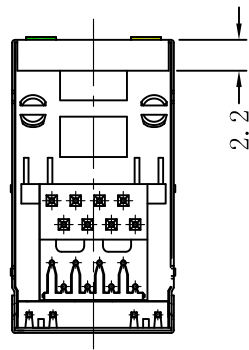
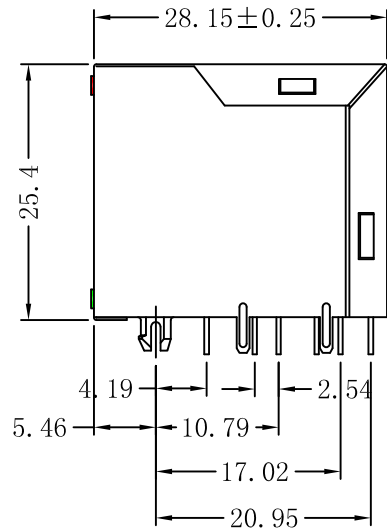
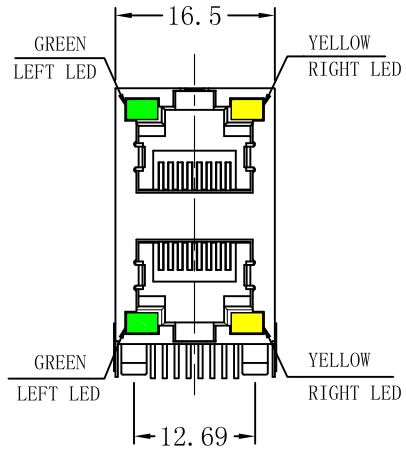
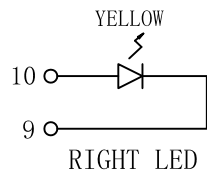
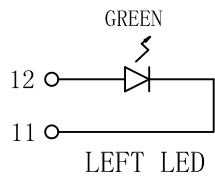


Mechanical:

REV.	ECN NO.	DESCRIPTION	DATE	APPD
A	REL		03/03/2009	



SUGGESTED PCB LAYOUT (TOP VIEW)



NOTES:

MATERIAL:

- HOUSING MATERIAL : GLASS FILLED POL YESTER UL94V-0.
- CONTACT MATERIAL : PHISPHOR B RONZE $\phi 0.46$ MM.
- PLATING : GOLD PLATING OVER NICKEL.
- SHIEL : 0.20 THICKNESS COPPER ALLOY WITH NICKEL PLATED.

ELECTRICAL:

- VOLTAGE RATING : 125 VAC RMS.
- CURRENT RATING : 1.5 AMP.
- CONTACT RESISTANCE: 30 MILLIOHMS MAX.
- INSULATION RESISTANCE: 500 MEGOHMS MIN @ 500V DC.
- DIELECTRIC WITHSTANDING RESISTANCE: 1000V AC RMS 50Hz. 1MIN

MECHANICAL:

- DURRABILITY : 750 CYCLES MIN.
- PCB RETENTION PRE-SOLDER : 1 LB MIN.

ENVIRONMENTAL:

- STORAGE : $-40^{\circ}\text{C} \sim +85^{\circ}\text{C}$
- OPERATION : $-40^{\circ}\text{C} \sim +85^{\circ}\text{C}$

LPJE106XBHNL

Gold Plating	"X"
1.5u"	1 <input type="checkbox"/>
3u"	2 <input type="checkbox"/>
6u"	3 <input type="checkbox"/>
15u"	4 <input type="checkbox"/>
30u"	5 <input type="checkbox"/>
50u"	6 <input type="checkbox"/>



X:X	± 0.25	APPD:	LINK-PP	
X:XX	± 0.20	CHKD:	LINK-PP INT'L TECHNOLOGY CO., LIMITED	
X:XXX	± 0.05	DR: TOM	TITLE: DOUBLE DECK GANG PCB JACK	
ANGLES	$\pm 1^{\circ}$	UNIT: mm	PART NO.: LPJE106XBHNL	
	SCALE: 2/1	SHEET: 1/1	REV: A	DWG NO.: LP09030218