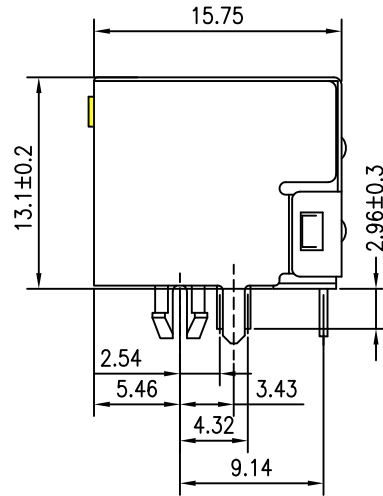
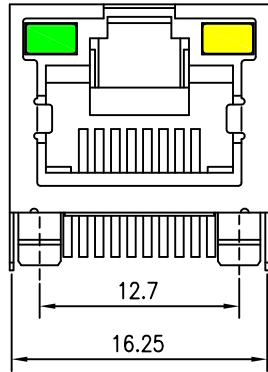


Mechanical:

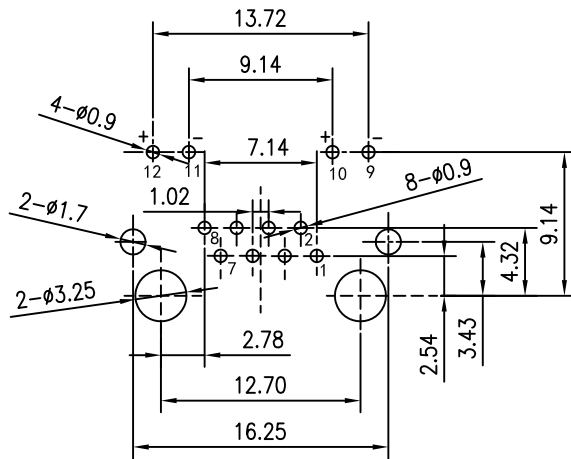
REV.	ECN NO.	DESCRIPTION	DATE	APPD
A	REL		2015-4-16	



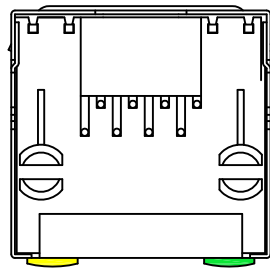
NOTES:

Electrical:

- 1. Voltage rating : 125 VAC RMS
- 2. Current Rating : 1.5 AMP
- 3. Contact resistance : 50 mΩ Max
- 4. Insulation resist.



SUGGESTED PCB LAYOUT
(TOP VIEW)

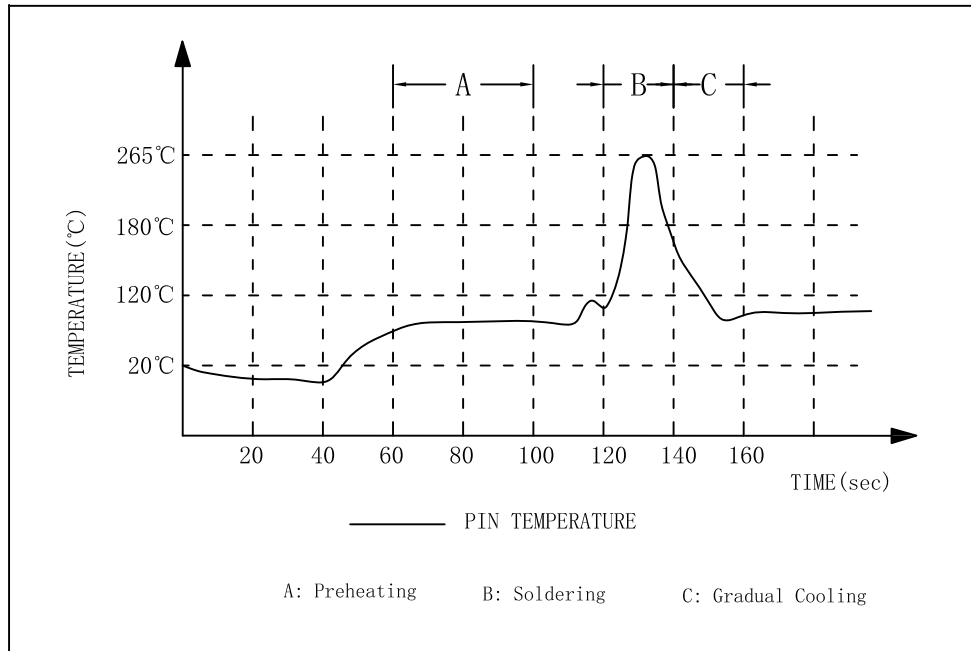


X:X	±0.30	APPD:	
X:XX	±0.25	CHKD:	
X:XXX	±0.05	DR: TOM	RJ45 1*1 Connector
ANGLES	±1°	UNIT: mm	PART NO.: LPJE101BHNL
	SCALE: 2/1	SHEET: 1/3	REV: A DWG NO.: LP15041623

REV.	ECN NO.	DESCRIPTION	DATE	APPD
A	REL		2015-04-16	

SUGGESTED PROFILE OF WAVE SOLDER FOR ROHS PRODUCT

REV: A
 TEMP(°C): 25
 HUM(%): 65 RH



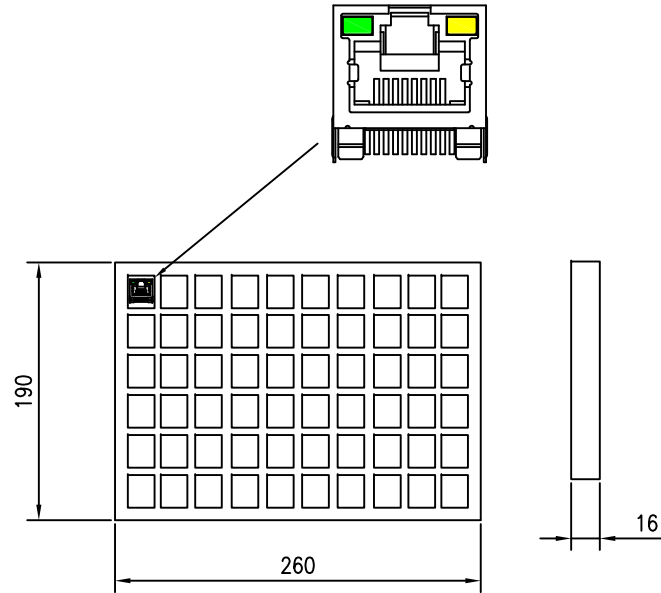
- (1) Tip Temperature: 265°C max
 - (2) Tip Temperature time: 5sec max
- Note: The melting point of Tin: 219°C



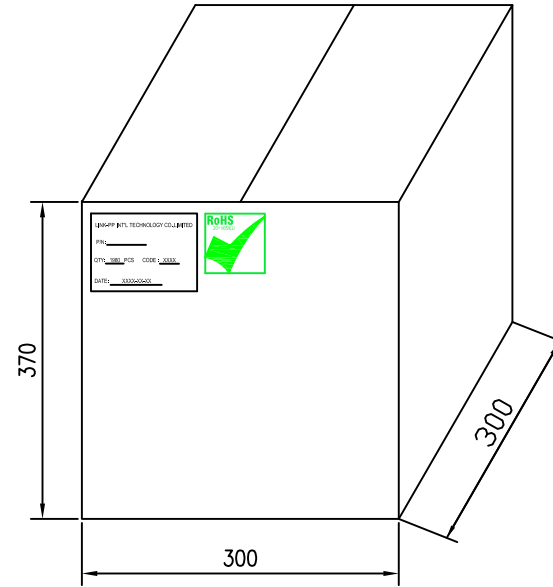
X:X	±0.30	APPD:	LINK-PP INT'L TECHNOLOGY CO., LIMITED
X:XX	±0.25	CHKD:	
X:XXX	±0.05	DR: TOM	TITLE: RJ45 1*1 Connector
ANGLES	±1°	UNIT: mm	PART NO.: LPJE101BHNL
	SCALE: 2/1	SHEET: 2/3	REV: A DWG NO.: LP15041623

Packaging:

REV.	ECN NO.	DESCRIPTION	DATE	APPD
A	REL		2015-04-16	



33Tray →



- ◆ Packaging unit: 60pcs/tray
- ◆ Packaging material: PVC
- ◆ Outer carton unit: 1980pcs/33tray/box
- ◆ Net Weight: 10kg
- ◆ Gross Weight: 12kg

X:X	±0.30	APPD:	LINK-PP INT'L TECHNOLOGY CO., LIMITED
X:XX	±0.25	CHKD:	
X:XXX	±0.05	DR: TOM	TITLE: RJ45 1*1 Connector
ANGLES	±1°	UNIT: mm	PART NO.: LPJE101BHNL
	SCALE: 2/1	SHEET: 3/3	REV: A DWG NO.: LP15041623