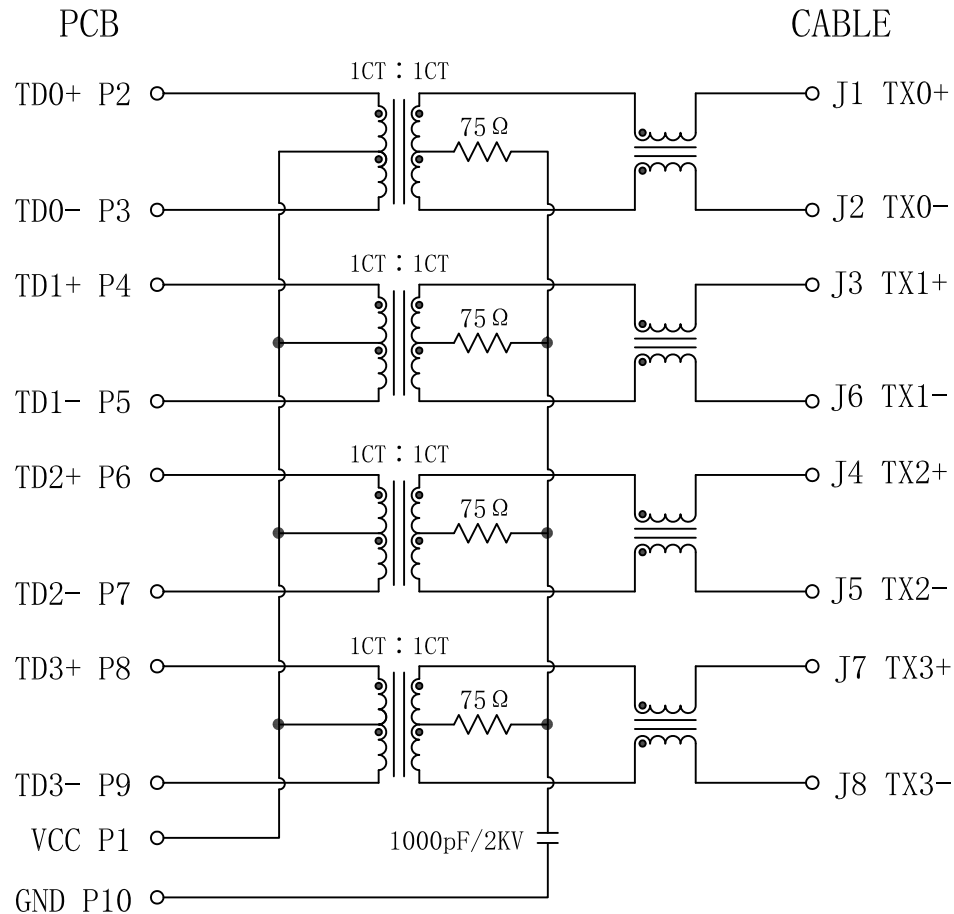


Schematic:

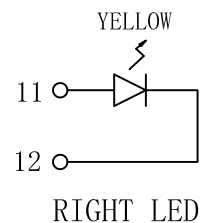
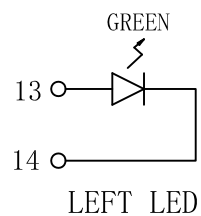
REV.	ECN NO.	DESCRIPTION	DATE	APPD
A	REL		2010/12/01	



Electronics Specifications @25°C

- Turns Ratio:
Pri : Sec = 1CT : 1CT
- OCL: 350uH MIN
@100KHz, 100mVAC, 8mADC
- Isolation: 1500Vrms
- Insertion Loss:
-1.0dB MAX @ 1MHz TO 100MHz
- Return Loss:
-18dB MIN @ 1MHz TO 40MHz
-14dB MIN @ 40MHz TO 60MHz
-12dB MIN @ 60MHz TO 80MHz
-10dB MIN @ 80MHz TO 100MHz
- Cross Talk:
-30dB MIN @ 1MHz TO 100MHz
- Common Mode Rejection:
-35dB MIN @ 1MHz TO 100MHz
- Operating Temperature Range: -40°C ~ +85°C.

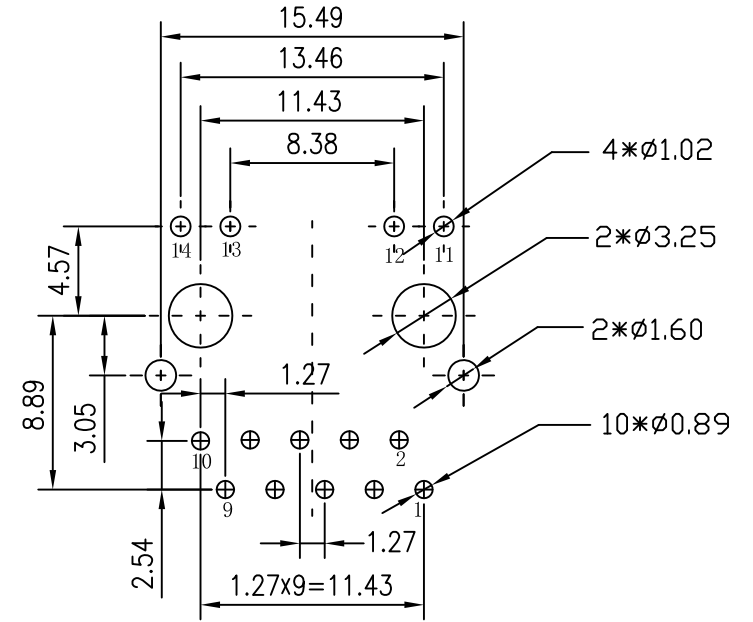
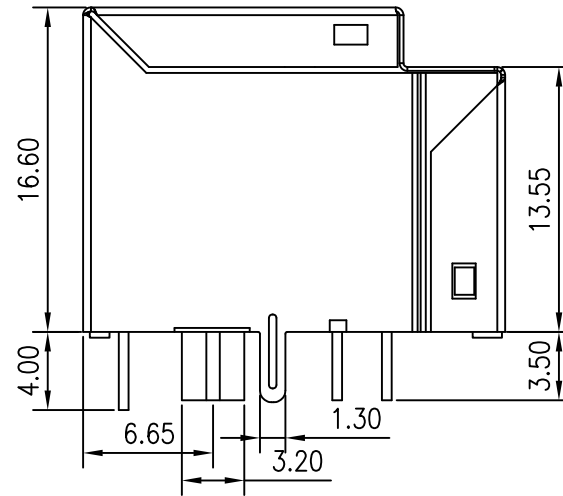
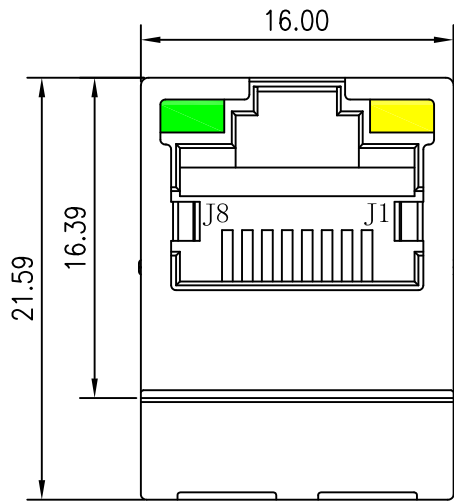
Emitting Color	λ_p (nm)	V _F @I _F =20mA	I _R @V _R =5V
GREEN	565	1.8~2.6V	10uA MAX
YELLOW	585	1.8~2.6V	10uA MAX



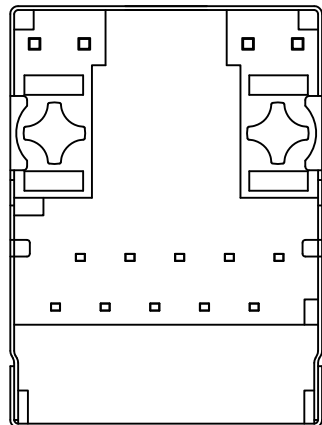
X:X	±0.30	APPD:	LINK-PP INT'L TECHNOLOGY CO., LIMITED
X:XX	±0.25	CHKD:	
X:XXX	±0.05	DR: TOM	TITLE: Vertical RJ45 Connector With 1000 Magnetic
ANGLES	±1°	UNIT: mm	PART NO.: LPJD4720BENL
	SCALE: 2/1	SHEET: 1/2	REV: A DWG NO.: LP10120122

Mechanical :

REV.	ECN NO.	DESCRIPTION	DATE	APPD
A	REL		2010/12/01	



SUGGESTED PCB LAYOUT (TOP VIEW)



NOTES:

1. Designed to support application, such as SOHO (ADSL modems), LAN-on-Motherboard (LOM), hub and Switches.
1. Meets IEEE 802.3 specification
2. Connector Materials:
 Housing Material: Thermoplastic PBT+30%G.F UL94V-0
 Contact Material: Phosphor Bronze C5210R-EH Thickness=0.35mm
 Pins: Brass C2680R-H Thickness=0.35mm
 Shield: Copper alloy Brass H65Y Thickness=0.2mm
 Contact plating: Gold 6 micro-inches min. In contact area.
3. Wave solder tip temperature: 265°C Max, 5 Sec Max
4. UL Certification: File Number E484635.

X:X	±0.30	APPD:	LINK-PP INT'L TECHNOLOGY CO., LIMITED
X:XX	±0.25	CHKD:	
X:XXX	±0.05	DR: TOM	TITLE: Vertical RJ45 Connector With 1000 Magnetic
ANGLES	±1°	UNIT: mm	PART NO.: LPJD4720BENL
	SCALE: 2/1	SHEET: 2/2	REV: A DWG NO.: LP10120122