


Schematic:

REV.	ECN NO.	DESCRIPTION	DATE	APPD
A	REL		2014-10-25	

PCB CONNECTIONS



RJ45 CONNECTOR

ELECTRICAL SPECIFICATIONS @25°C

- Inductance OCL: 20uH MIN @ 1MHz, 20mV
- Leakage Inductance:
 - P6-J3, STORT P5-J4, P4-J5, P3-J6: 0.20uH MAX @1MHz, 20mV
 - P5-J4, STORT P6-J3, P4-J5, P3-J6: 0.20uH MAX @1MHz, 20mV
 - P4-J5, STORT P6-J3, P5-J4, P3-J6: 0.20uH MAX @1MHz, 20mV
 - P3-J6, STORT P6-J3, P5-J4, P4-J5: 0.20uH MAX @1MHz, 20mV
- COUPLING P3 TO P4 TO P5 TO P6: 20pF MAX @1MHz, 20mV
SHORT P6-J3, P5-J4, P4-J5, P3-J6
- DCR: 0.5 OHM MAX
- COMMON MODE ATIENUATION

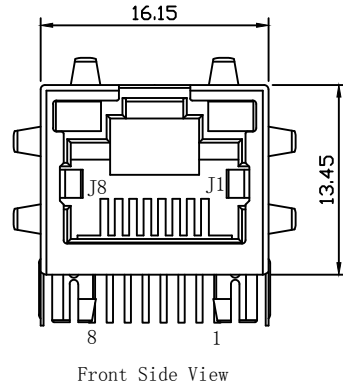
FREQUENCY (MHz)	dB (MIN)
0.3	12
1	19
10	30
30	30
50	35
100	32
300	25
500	18
- Hipot: 500Vrms
- Operating Temperature Range: -40°C to +85°C.



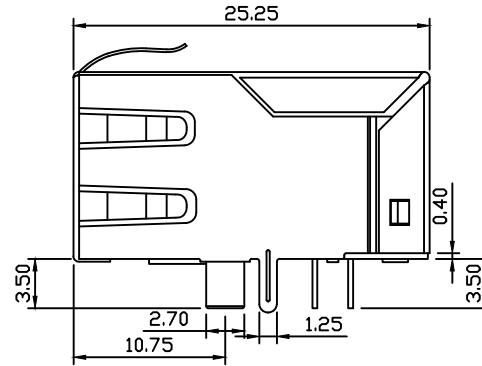
X:X ±0.30	APPD: TOM	LINK-PP INT'L TECHNOLOGY CO., LIMITED
X:XX ±0.25	CHKD: JAMES	
X:XXX ±0.05	DR: LEO	
ANGLES ±1°	UNIT: mm	TITLE: RJ45 Connector with 10/100 Base-T Integrated Magnetics For PoE Application
PART NO.: LPJ60424CNL		
	SCALE: 2/1	SHEET: 1/2
REV: A	DWG NO.: LP14110411	

Mechanical:

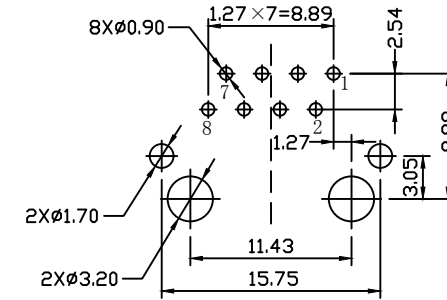
REV.	ECN NO.	DESCRIPTION	DATE	APPD
A	REL		2014-10-25	



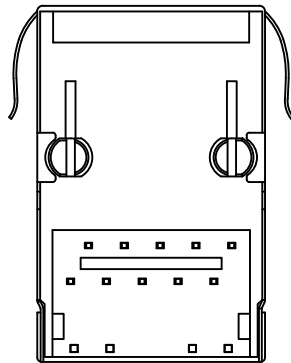
Front Side View



Left Side View



Suggested PCB Layout (Top View)



Bottom Side View



Top Side View

NOTES:

1. Designed to support application, such as SOHO (ADSL modems), LAN-on-Motherboard (LOM), hub and Switches.
2. Meets IEEE 802.3 specification
3. Connector Materials:
 Housing: Thermoplastic PBT+30%G.F UL94V-0
 Contact: Phosphor Bronze C5210R-EH Thickness=0.35mm
 Pins: Brass C2680R-H Thickness=0.35mm
 Shield: SUS 304-1/2H Thickness=0.2mm
 Contact plating: Gold 6 micro-inches min. In contact area.
4. Wave solder tip temperature: 260°C, 5 Sec.
5. UL Certification: File Number E484635.



X:X ±0.30	APPD: TOM	LINK-PP INT'L TECHNOLOGY CO., LIMITED
X:XX ±0.25	CHKD: JAMES	
X:XXX ±0.05	DR: LEO	TITLE: RJ45 Connector with 10/100 Base-T Integrated Magnetics For PoE Application
ANGLES ±1°	UNIT: mm	PART NO.: LPJ60424CNL
	SCALE: 2/1	SHEET: 2/2
	REV: A	DWG NO.: LP14110411