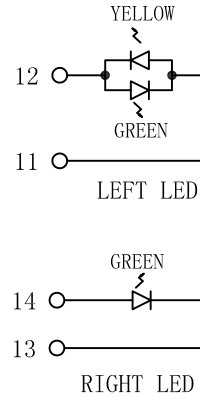
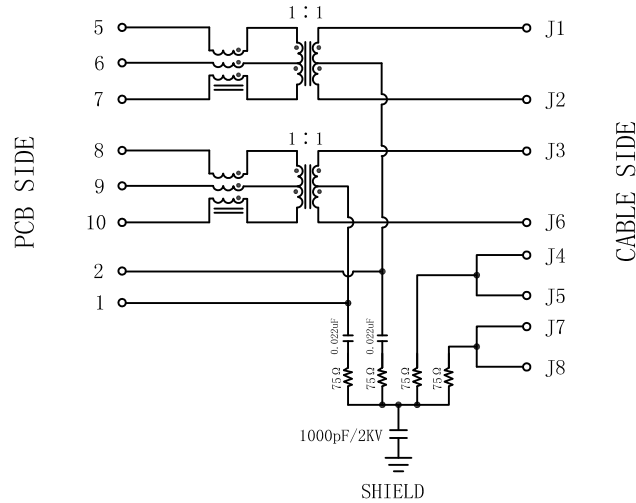


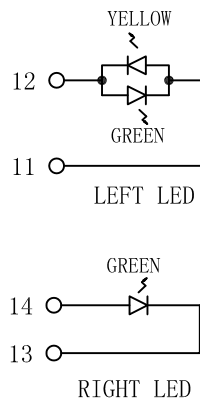
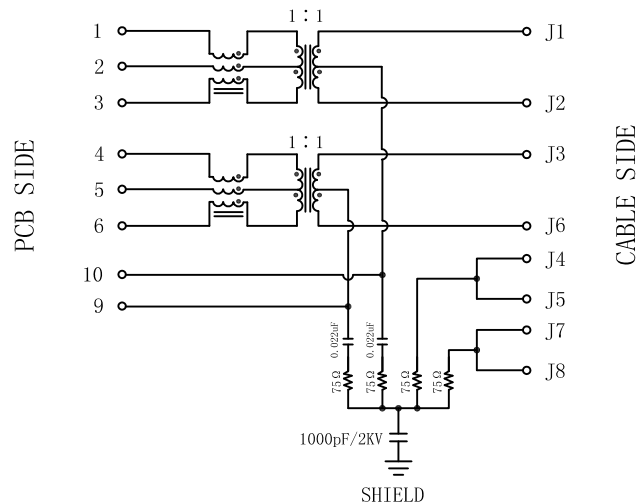
Schematic:

REV.	ECN NO.	DESCRIPTION	DATE	APPD
A	REL		2011/12/27	

PORTS A & C MAGNETIC CIRCUIT



PORTS B & D MAGNETIC CIRCUIT



Electrical Specifications @25°C

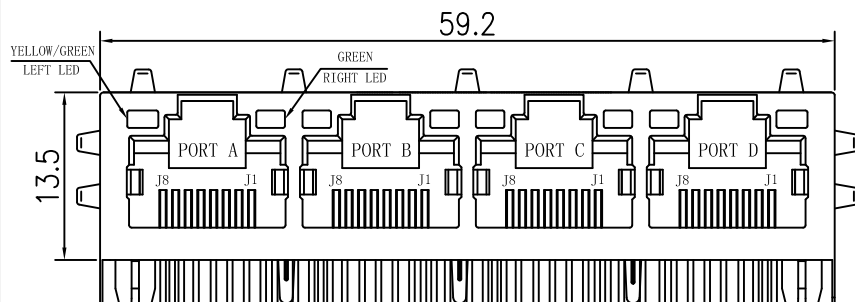
- Turns Ratio:
TX = 1CT : 1CT RX = 1CT : 1CT
- OCL (@100KHz, 0.1V, 8mA DC BIAS):
350uH MIN
- Insertion Loss:
1~100MHz: -0.15dB TYP
- Return Loss:
1~10MHz: -20dB TYP. load 100Ω ±15Ω
30MHz: -16dB TYP. load 100Ω ±15Ω
60~80MHz: -12dB TYP. load 100Ω ±15Ω
- Crosstalk:
1~10MHz: -40dB TYP
30~60MHz: -35dB TYP
60~100MHz: -30dB TYP
- Common Mode Rejection:
1~125MHz: -20dB TYP
125~500MHz: -20dB TYP
- HiPot Test: 1500Vrms MIN
- Operating Temperature: -40 TO +85°C.



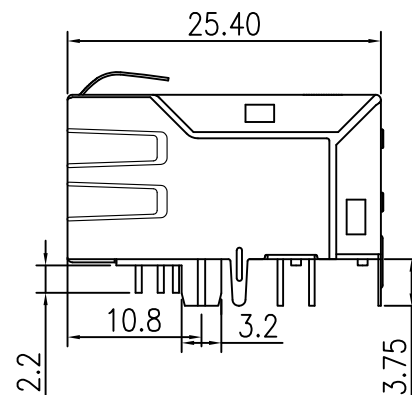
X:X	±0.30	APPD:	LINK-PP INT'L TECHNOLOGY CO., LIMITED	
X:XX	±0.25	CHKD:	TITLE: RJ45 Connector With 10/100 Base-TX Integrated Magnetic For PoE Application	
X:XXX	±0.05	DR: TOM	PART NO.: LPJ48002A34NL	
ANGLES	±1°	UNIT: mm		
	SCALE: 2/1	SHEET: 1/2	REV: A	DWG: LP11122705

Mechanical :

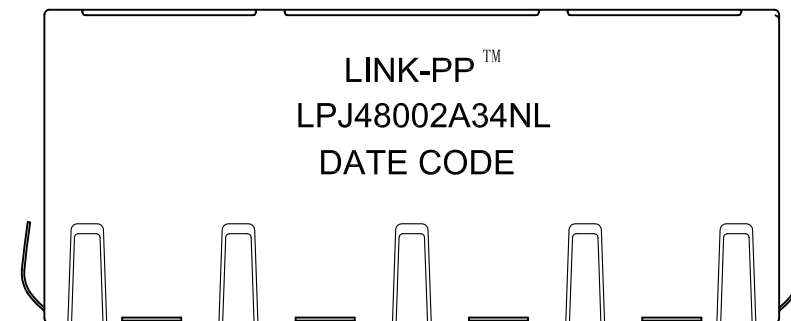
REV.	ECN NO.	DESCRIPTION	DATE	APPD
A	REL		2011/12/27	



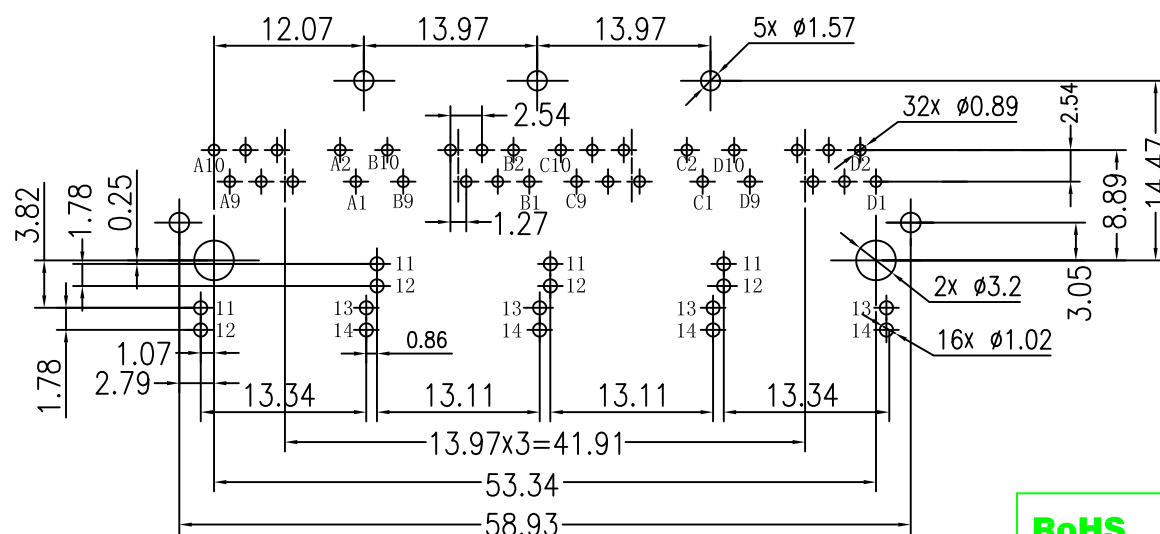
Front Side View



Left Side View



Top Side View



Suggested PCB Layout (Top View)



NOTES:

1. Designed to support application, such as SOHO (ADSL modems), LAN-on-Motherboard (LOM), hub and Switches.
2. Meets IEEE 802.3af specification
3. Connector Materials:
 Housing: Thermoplastic PBT+30%G.F UL94V-0
 Contact: Phosphor Bronze C5210R-EH Thickness=0.35mm
 Pins: Brass C2680R-H Thickness=0.35mm
 Shield: SUS 201-1/2H Thickness=0.2mm
 Contact plating: Gold 6 micro-inches min. In contact area.
4. Wave solder tip temperature: 265°C Max, 5 Sec Max.

X:X	±0.30	APPD:	LINK-PP INT'L TECHNOLOGY CO., LIMITED
X:XX	±0.25	CHKD:	
X:XXX	±0.05	DR: TOM	TITLE: RJ45 Connector With 10/100 Base-TX Integrated Magnetic For PoE Application
ANGLES	±1°	UNIT: mm	PART NO.: LPJ48002A34NL
	SCALE: 2/1	SHEET: 2/2	REV: A DWG: LP11122705