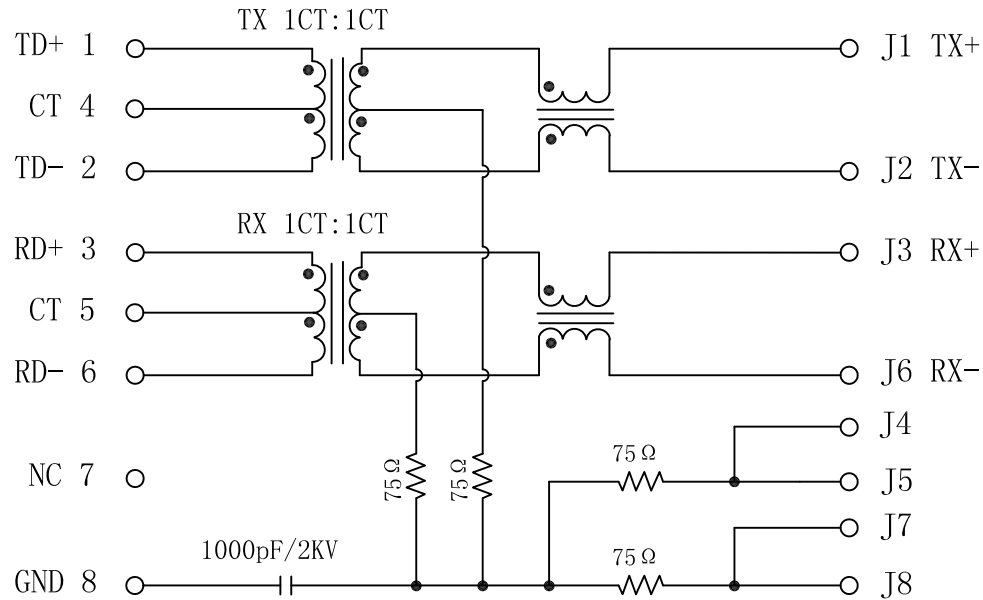


Schematic:

REV.	ECN NO.	DESCRIPTION	DATE	APPD
A	REL		2010/07/02	



Electrical Specification @25°C

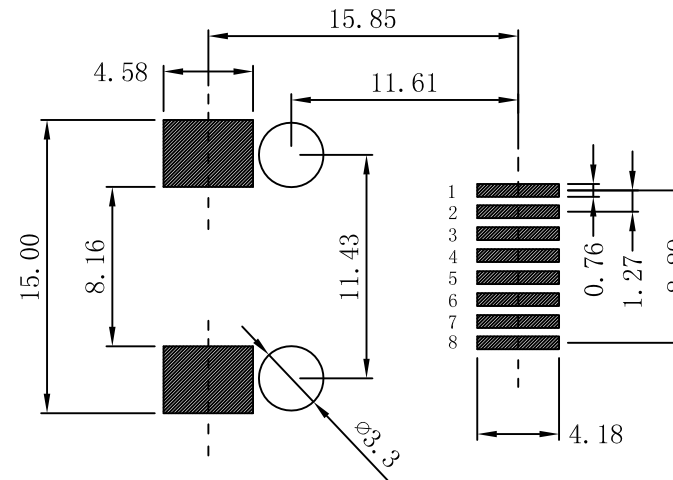
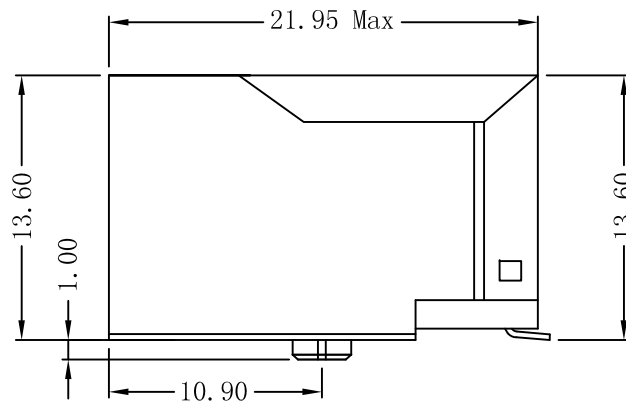
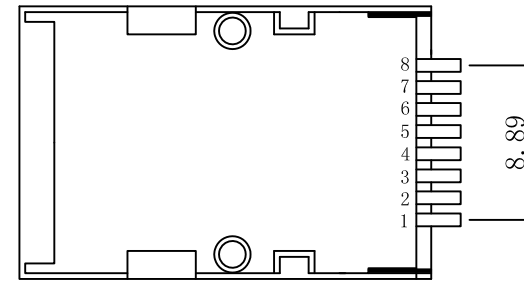
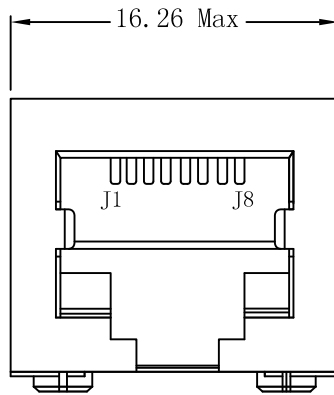
- Turns Ratio ($\pm 2\%$):
TX=1CT:1CT RX=1CT:1CT
- OCL: 350uH Min
@100KHz, 100mV, 8mADC
- Insertion Loss:
1-65MHz:-1.0dB Max
- Return Loss(dB Min):
1-10MHz:-18 30MHz:-14
60-100MHz:-10
- Crosstalk(dB Min):
1-60MHz:-35 60-100MHz:-30
- Common Mode Rejection:
1-130MHz:-20dB Min
- Isolation Voltage: 1500Vrms
- Operating Temperature: $-40^{\circ}\text{C} \sim +85^{\circ}\text{C}$.



X:X	± 0.30	APPD:	LINK-PP INT'L TECHNOLOGY CO., LIMITED	
X:XX	± 0.25	CHKD:	TITLE: Surface Mount 1x1 Tab-Down Jack with 10/100 Magnetic SMT	
X:XXX	± 0.05	DR: TOM	PART NO.: LPJ19511DNL	
ANGLES	$\pm 1^{\circ}$	UNIT: mm		
	SCALE: 2/1	SHEET: 1/2	REV: A	DWG NO.: LP10101511

Mechanical :

REV.	ECN NO.	DESCRIPTION	DATE	APPD
A	REL		2010/07/02	



SUGGESTED PCB LAYOUT (TOP VIEW)

NOTES:

1. Designed to support application, such as SOHO (ADSL modems), LAN-on-Motherboard (LOM), hub and Switches.
2. Meets IEEE 802.3 specification
3. Connector Materials:
 Housing: Thermoplastic UL94V-0
 Contact/Shield: Copper alloy
 Shield plating: Nickel
 Contact plating: Gold 6 micro-inches min. In contact area.
4. Wave solder tip temperature: 265°C Max, 5 Sec Max.



X:X	±0.30	APPD:	LINK-PP INT'L TECHNOLOGY CO., LIMITED
X:XX	±0.25	CHKD:	
X:XXX	±0.05	DR: TOM	TITLE: Surface Mount 1×1 Tab-Down Jack with 10/100 Magnetic SMT
ANGLES	±1°	UNIT: mm	PART NO.: LPJ19511DNL
	SCALE: 2/1	SHEET: 2/2	REV: A DWG NO.: LP10101511