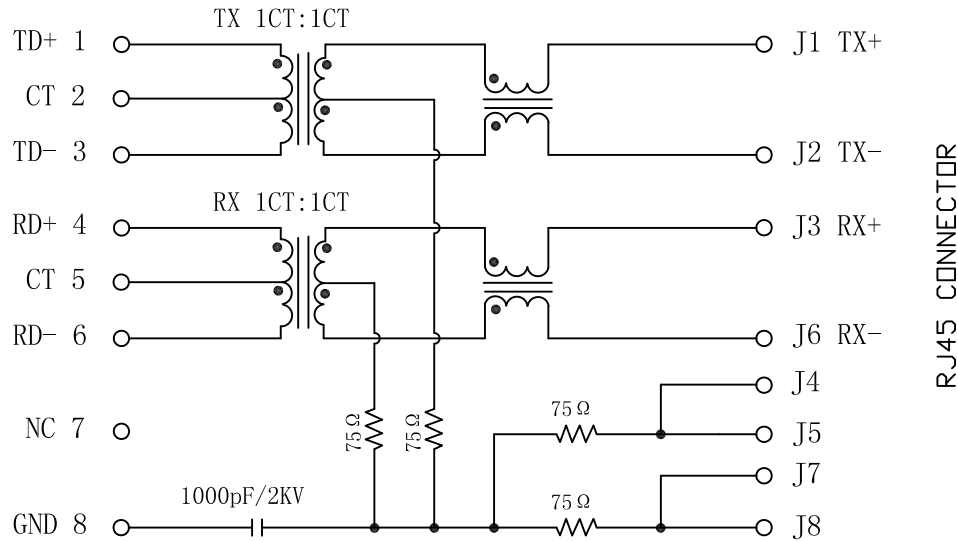


# Schematic:

REV.	ECN NO.	DESCRIPTION	DATE	APPD
A	REL		2013/03/19	

PC BOARD CONNECTIONS



RJ45 CONNECTOR

## Electrical Specification @25°C

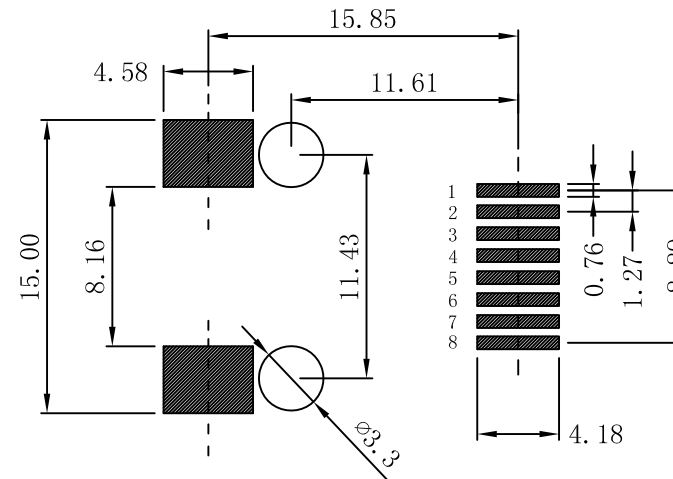
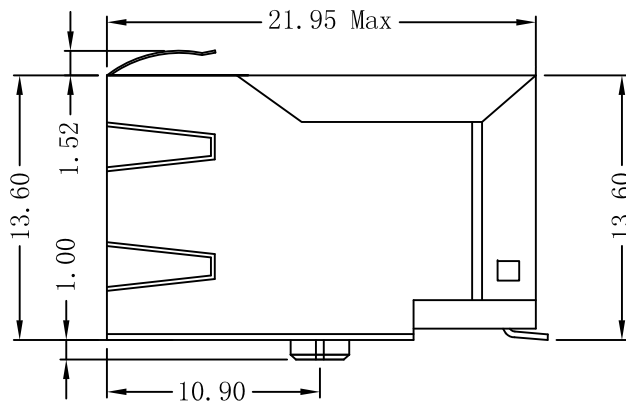
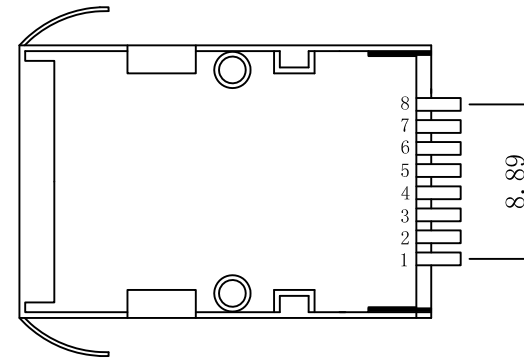
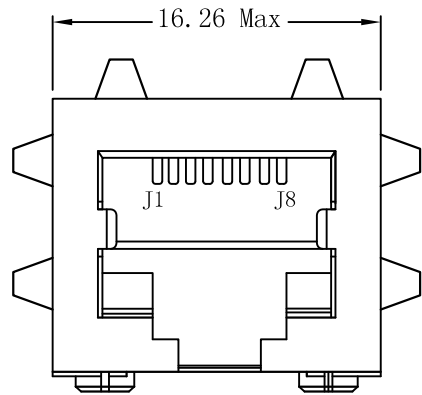
- Turns Ratio ( $\pm 2\%$ ):  
TX=1CT:1CT      RX=1CT:1CT
- OCL: 350uH Min  
@100KHz, 100mV, 8mADC
- Insertion Loss:  
1-100MHz:-1.0dB Max
- Return Loss(dB Min, @100Ω):  
1-10MHz:-18      30MHz:-14  
60-80MHz:-10
- Crosstalk(dB Min):  
1-60MHz:-35      60-100MHz:-30
- Common Mode Rejection:  
1-130MHz:-20dB Min
- Hipot: 1500Vrms
- Operating Temperature: 0°C ~ 70°C.



X:X	±0.30	APPD:	LINK-PP INT'L TECHNOLOGY CO., LIMITED	
X:XX	±0.25	CHKD:	TITLE: Surface Mount 1×1 Tab-Down Jack with 10/100 Magnetic SMT	
X:XXX	±0.05	DR: TOM	PART NO.: LPJ19112CNL	
ANGLES	±1°	UNIT: mm		
	SCALE: 2/1	SHEET: 1/2	REV: A	DWG NO.: LP13031916

# Mechanical :

REV.	ECN NO.	DESCRIPTION	DATE	APPD
A	REL		2013/03/19	



SUGGESTED PCB LAYOUT (TOP VIEW)

## NOTES:

1. Designed to support application, such as SOHO (ADSL modems), LAN-on-Motherboard (LOM), hub and Switches.
2. Meets IEEE 802.3 specification
3. Connector Materials:  
Housing: Thermoplastic UL94V-0  
Contact/Shield: Copper alloy  
Shield plating: Nickel  
Contact plating: Gold 6 micro-inches min. In contact area.
4. Wave solder tip temperature: 265°C Max, 5 Sec Max.



X:X	±0.30	APPD:	LINK-PP INT'L TECHNOLOGY CO., LIMITED
X:XX	±0.25	CHKD:	
X:XXX	±0.05	DR: TOM	TITLE: Surface Mount 1×1 Tab-Down Jack with 10/100 Magnetic SMT
ANGLES	±1°	UNIT: mm	PART NO.: LPJ19112CNL
	SCALE: 2/1	SHEET: 2/2	REV: A DWG NO.: LP13031916