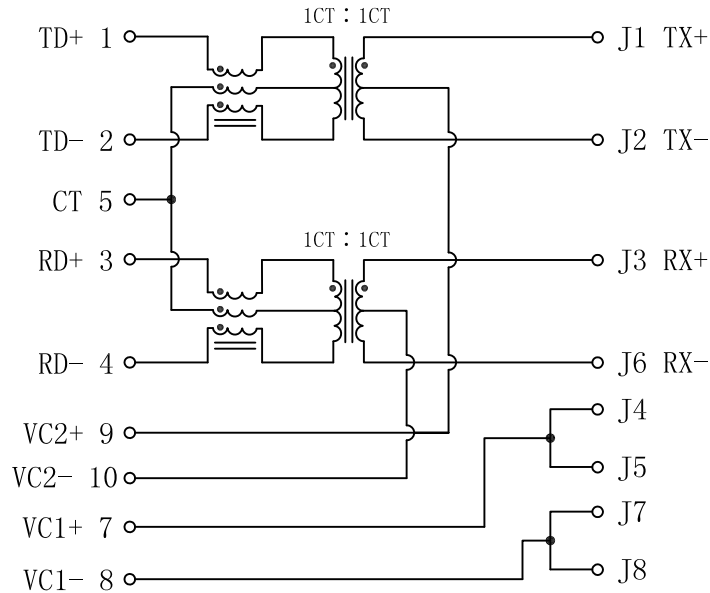


# Schematic:

REV.	ECN NO.	DESCRIPTION	DATE	APPD
A	REL		2018-08-15	

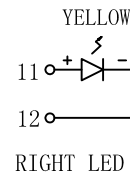
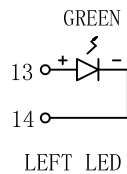
PCB CONNECTIONS



RJ45 CONNECTOR

## ELECTRICAL SPECIFICATIONS @25°C

- Turn Ratio ( $\pm 3\%$ ):  
TX=1CT:1CT      RX=1CT:1CT
- Inductance OCL:  
350uH MIN @ 100KHz 0.1V 8mA DC Bias
- DCR: 1.2  $\Omega$  MAX
- Insertion Loss:  
-1.1dB MAX @0.5-100MHz
- Return Loss:  
-18dB MIN @0.5-30MHz  
-15dB MIN @30-60MHz  
-12dB MIN @60-80MHz
- Cross talk:  
-35dB MIN @0.5-40MHz  
-30dB MIN @40-100MHz
- CMRR:  
-30dB MIN @0.5-100MHz
- Balanced DC line current:  
600mA Max@57VDC Continuous.  
720mA Max@57VDC for 200 Milliseconds.
- Hipot Test: 1500Vrms
- Operating Temperature Range: -40°C to +85°C.

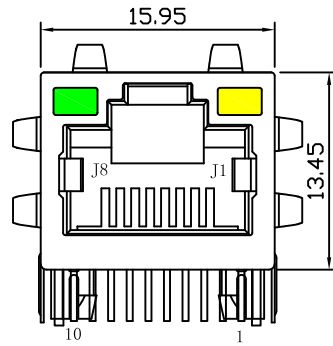


Emitting Color	$\lambda_p$ (nm)	VF@IF=20mA	IR @VR=5V
GREEN	565	1.8~2.6V	10 $\mu$ A max
YELLOW	585	1.8~2.6V	10 $\mu$ A max

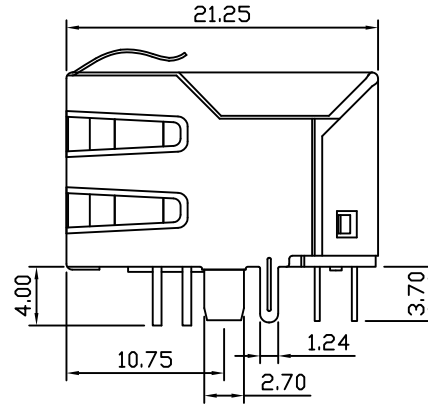
X:X	$\pm 0.30$	APPD:	LINK-PP INT'L TECHNOLOGY CO., LIMITED	
X:XX	$\pm 0.25$	CHKD:	TITLE: RJ45 Connector with 10/100 Base-T Integrated Magnetics For PoE+ Application	
X:XXX	$\pm 0.05$	DR: SEA		
ANGLES	$\pm 1^\circ$	UNIT: mm	PART NO.: LPJ16668AENL	
	SCALE: 2/1	SHEET: 1/2	REV: A	DWG NO.: LP18081510

# Mechanical:

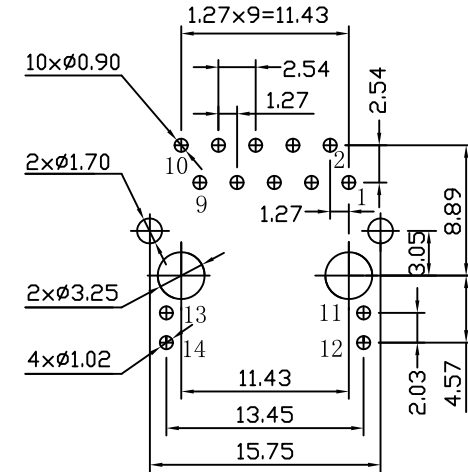
REV.	ECN NO.	DESCRIPTION	DATE	APPD
A	REL		2018-08-15	



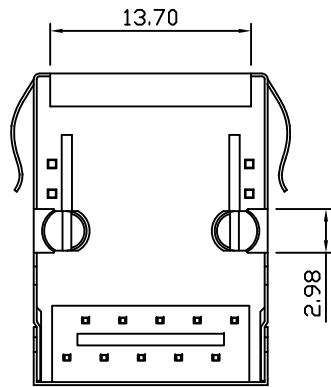
Front Side View




Left Side View



Suggested PCB Layout (Top View)



Bottom Side View



Top Side View

## NOTES:

1. Designed to support application, such as SOHO (ADSL modems), LAN-on-Motherboard (LOM), hub and Switches.
2. Meets IEEE 802.3at specification
3. Connector Materials:  
 Housing: Thermoplastic PBT+30%G. F UL94V-0  
 Contact: Phosphor Bronze C5210R-EH Thickness=0.35mm  
 Pins: Brass C2680R-H Thickness=0.35mm  
 Shield: SUS 201-1/2H Thickness=0.2mm  
 Contact plating: Gold 6 micro-inches min. In contact area.
4. Wave solder tip temperature: 265°C Max, 5 Sec.
5. UL Certification: File Number E484635.

X:X ±0.30	APPD:	LINK-PP INT'L TECHNOLOGY CO., LIMITED
X:XX ±0.25	CHKD:	
X:XXX ±0.05	DR: SEA	TITLE: RJ45 Connector with 10/100 Base-T Integrated Magnetics For PoE+ Application
ANGLES ±1°	UNIT: mm	PART NO.: LPJ16668AENL
	SCALE: 2/1	SHEET: 2/2
	REV: A	DWG NO.: LP18081510