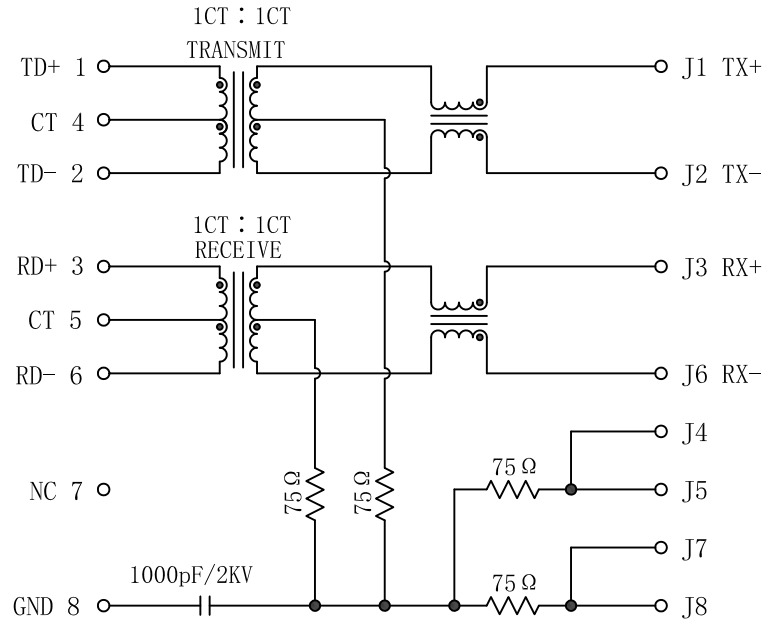


# Schematic:

REV.	ECN NO.	DESCRIPTION	DATE	APPD
A	REL		2015-07-14	

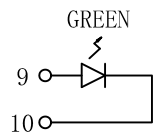
PC BOARD CONNECTIONS



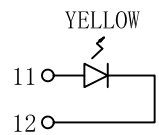
RJ45 CONNECTOR

## ELECTRICAL SPECIFICATIONS @25°C

- Turn Ratio ( $\pm 2\%$ ):  
TX=1CT:1CT      RX=1CT:1CT
- Inductance OCL: 350uH MIN  
@100KHz/0.1V 8mA DC Bias
- Insertion Loss:  
1-100MHz: -1.0dB MAX
- Return Loss (dB MIN):  
1-30MHz: -18      30-60MHz: -15  
60-80MHz: -12      80-100MHz: -10
- Cross talk (dB MIN):  
30MHz: -40      60MHz: -35  
100MHz: -30
- Common Mode Rejection (dB MIN):  
30MHz: -40      60MHz: -35  
100MHz: -30
- Hipot Test: 1500Vrms
- Operating Temperature Range: 0°C TO 70°C



LEFT LED



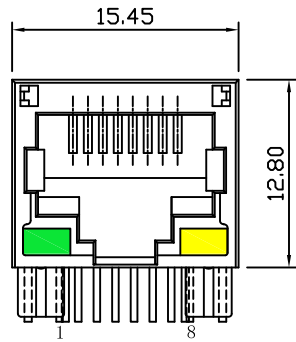
RIGHT LED

Emitting Color	$\lambda$ p(nm)	VF@IF=20mA	IR @VR=5V
GREEN	565	1.8~2.6V	10 $\mu$ A max
YELLOW	585	1.8~2.6V	10 $\mu$ A max

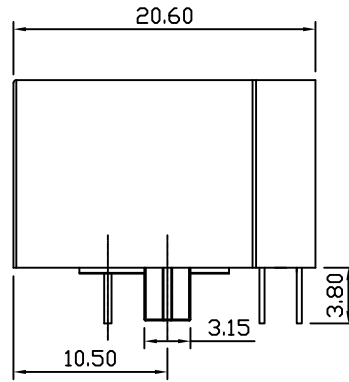
X:X $\pm 0.25$	APPD:	LINK-PP INT'L TECHNOLOGY CO., LIMITED	
X:XX $\pm 0.20$	CHKD:	TITLE: RJ45 Connector with 10/100 Base-T Integrated Magnetics	
X:XXX $\pm 0.05$	DR: TOM		
ANGLES $\pm 1^\circ$	UNIT: mm	PART NO.: LPJ0011NENL	
	SCALE: 2/1	SHEET: 1/2	REV: A      DWG NO.: LP15071537

# Mechanical:

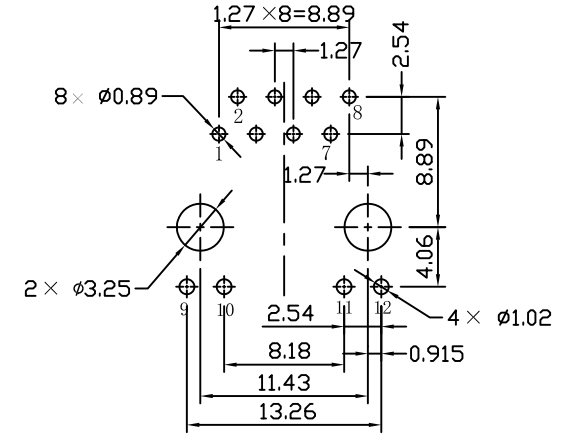
REV.	ECN NO.	DESCRIPTION	DATE	APPD
A	REL		2015-07-14	



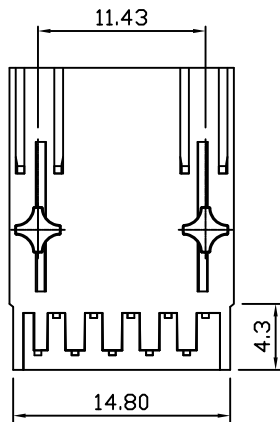
Front Side View




Left Side View



Suggested PCB Layout (Top View)



Bottom Side View



Top Side View



## NOTES:

- Meets IEEE 802.3 specification
- Connector Materials:  
 Housing Material: Thermoplastic PBT+30%G.F UL94V-0  
 Contact Material: Phosphor Bronze C5210R-EH Thickness=0.35mm  
 Pins: Brass C2680R-H Thickness=0.35mm  
 Contact plating: Gold 6 micro-inches min. In contact area.
- Wave solder tip temperature: 265°C Max, 5 Sec Max

X:X ±0.25	APPD:	LINK-PP INT'L TECHNOLOGY CO., LIMITED		
X:XX ±0.20	CHKD:	TITLE: RJ45 Connector with 10/100 Base-T Integrated Magnetics		
X:XXX ±0.05	DR: TOM	PART NO.: LPJ0011NENL		
ANGLES ±1°	UNIT: mm			
	SCALE: 2/1	SHEET: 2/2	REV: A	DWG NO.: LP15071537