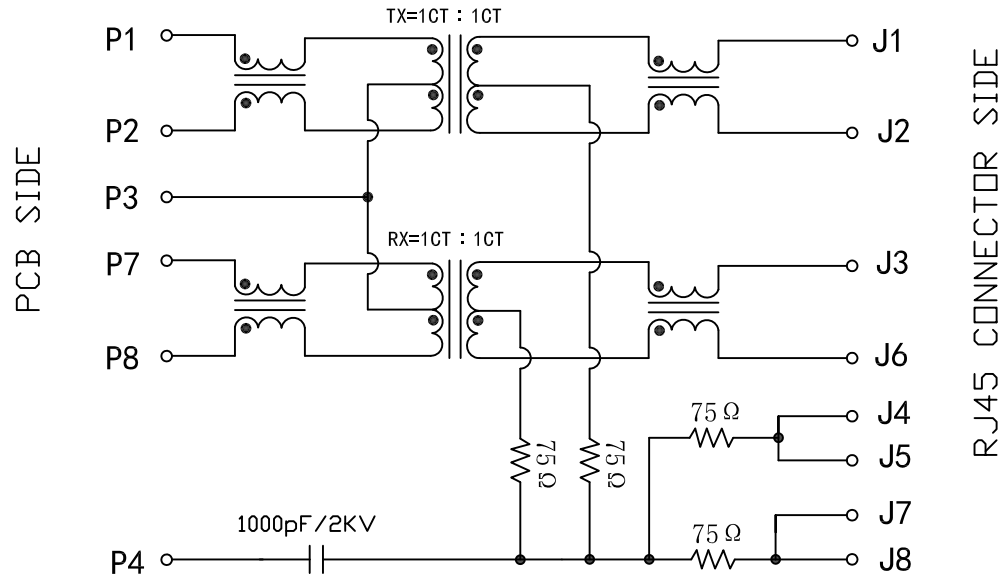


Schematic:

REV.	ECN NO.	DESCRIPTION	DATE	APPD
A	REL		2012/02/16	



ELECTRICAL SPECIFICATIONS @25°C

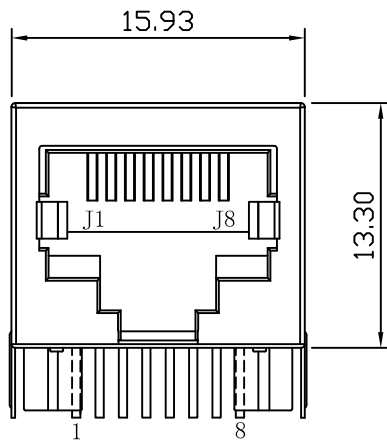
- Turn Ratio ($\pm 3\%$):
TX=1CT : 1CT RX=1CT : 1CT
- OCL: 350uH MIN
@100KHz/100mV 8mADC
- Insertion Loss:
-1.0dB MAX @ 100KHz-100MHz
- Return Loss:
-18dB MIN @ 1-30MHz
-15dB MIN @ 40-50MHz
-10dB MIN @ 60-80MHz
- Cross talk:
-38dB TYP @ 100KHz-100MHz
- CMRR:
-40dB TYP @ 100KHz-100MHz
- Isolation Voltage: 1500Vrms MIN
- Operating Temperature: 0°C TO 70°C.



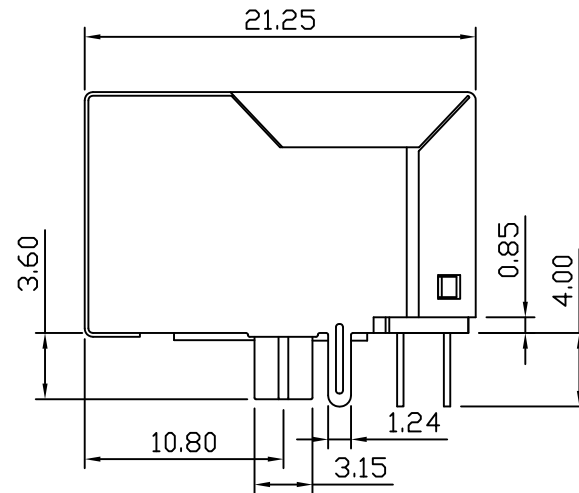
X:X	± 0.25	APPD:	LINK-PP INT'L TECHNOLOGY CO., LIMITED	
X:XX	± 0.20	CHKD:	TITLE: RJ45 Connector with 10/100 Base-T Integrated Magnetics	
X:XXX	± 0.05	DR: TOM		
ANGLES	$\pm 1^\circ$	UNIT: mm	PART NO.: LPJ0007DNL	
	SCALE: 2/1	SHEET: 1/2	REV: A	DWG NO.: LP12021601

Mechanical:

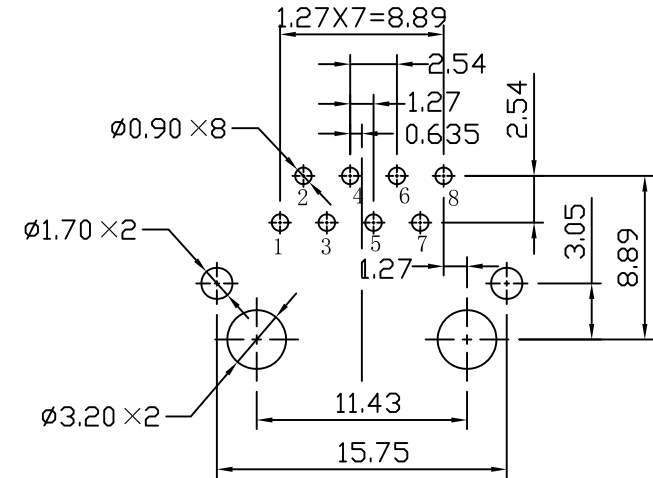
REV.	ECN NO.	DESCRIPTION	DATE	APPD
A	REL		2012/02/16	



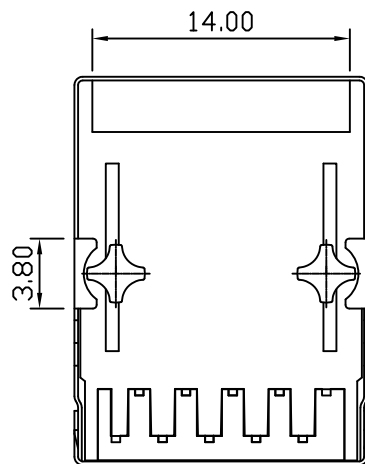
Front Side View



Left Side View



Suggested PCB Layout (Top View)



Bottom Side View



Top Side View

NOTES:

1. Designed to support application, such as SOHO (ADSL modems), LAN-on-Motherboard (LOM), hub and Switches.
2. Meets IEEE 802.3 specification
3. Connector Materials:
 Housing: Thermoplastic PBT+30%G.F UL94V-0
 Contact: Phosphor Bronze C5210R-EH Thickness=0.35mm
 Pins: Brass C2680R-H Thickness=0.35mm
 Shield: SUS 201-1/2H Thickness=0.2mm
 Contact plating: Gold 6 micro-inches min. In contact area.
4. Wave solder tip temperature: 265°C Max, 5 Sec Max.
5. UL Certification: File Number E484635.

X:X	±0.25	APPD:	LINK-PP INT'L TECHNOLOGY CO., LIMITED	
X:XX	±0.20	CHKD:	TITLE: RJ45 Connector with 10/100 Base-T Integrated Magnetics	
X:XXX	±0.05	DR: TOM	PART NO.: LPJ0007DNL	
ANGLES	±1°	UNIT: mm	DWG NO.: LP12021601	
		SCALE: 2/1	SHEET: 2/2	REV: A